

Command Line Basics for Drupal Site Builders



Tara King

Customer Service Engineer, Pantheon
Leadership Team, Drupal Diversity &
Inclusion

@sparklingrobots d.o/sparklingrobots

Tara King

Customer Success Engineer, Pantheon
@sparklingrobots d.o: sparklingrobots

Who this talk is for



After this session, you'll know:



- How to find the terminal.
- How to navigate your files.
- How to get help when you get stuck.

#SiteBuilderCLI

Why should site
builders learn to
use the
command line?





- Linux & other *nix systems
- Mac OS X
- ~~Windows~~ (Sorry!)

For Windows Users:



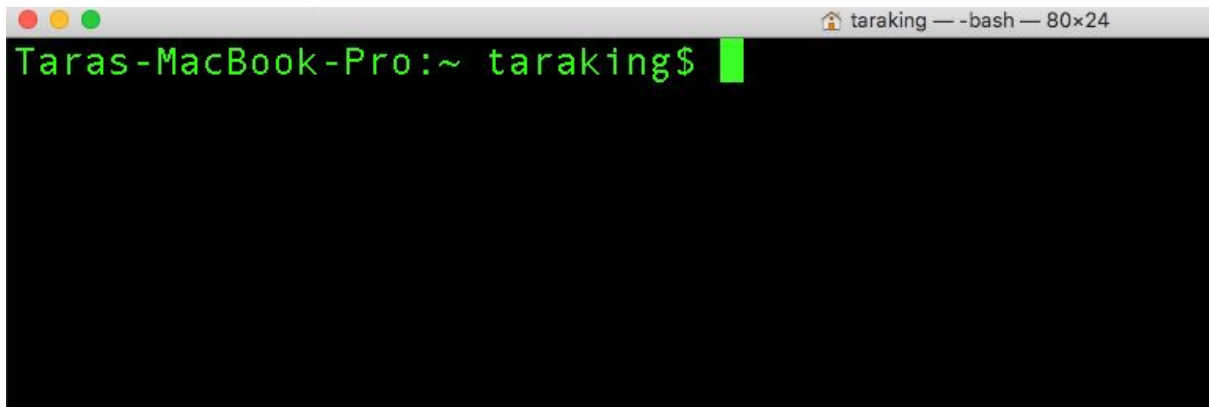
Cygwin: <https://www.cygwin.com/>

Don't Panic.

What is the command line?





A screenshot of a macOS terminal window. The title bar at the top shows three window control buttons (red, yellow, green) on the left and the text "taraking — -bash — 80x24" on the right. The main area of the terminal is black with green text. The prompt "Taras-MacBook-Pro:~ taraking\$" is visible, followed by a green cursor block.

```
Taras-MacBook-Pro:~ taraking$
```



The command line is, at its heart,
simply a place where you type
commands to the computer.

-David Baumgold

Be careful!

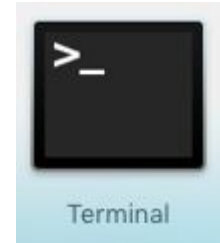
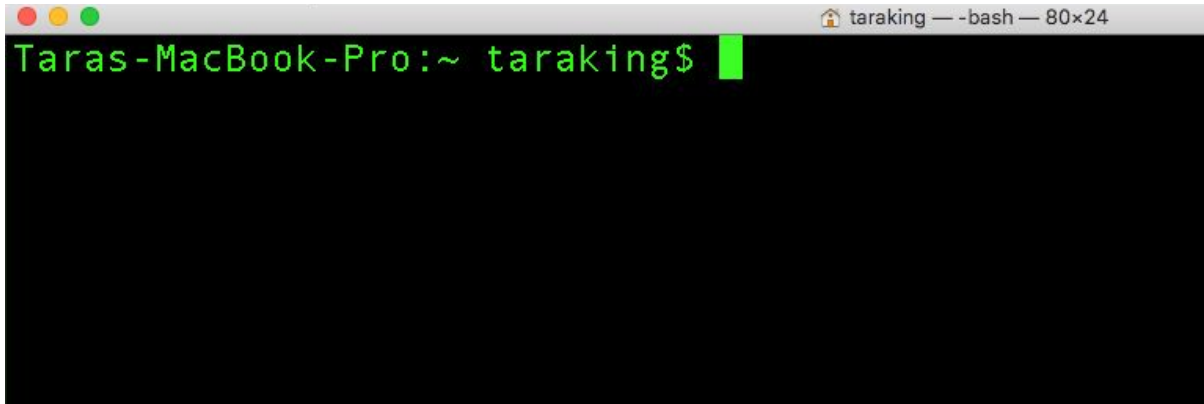


Terminal, console, shell




Mac OS X > Applications > Utilities > Terminal

Ubuntu Linux > Applications > System >



Anatomy of a command



From <https://www.learnenough.com/command-line-tutorial>

Navigation



Navigation



```
[Taras-MacBook-Pro:TreeExample taraking$ tree
```

```
.
├── Hi.txt
├── SubDirectory
│   ├── FilesRUs.php
│   └── SubfolderContents.html
├── ThisIsTheTree.pdf
└── WelcomeToTheCommandLineFriend.md
```

```
1 directory, 5 files
```



. = current dir

.. = parent dir

root vs. home



root = /

home = ~

```
Taras-MacBook-Pro:drupal taraking$ cd /  
Taras-MacBook-Pro:/ taraking$ pwd  
/  
Taras-MacBook-Pro:/ taraking$ cd ~  
Taras-MacBook-Pro:~ taraking$ pwd  
/Users/taraking  
Taras-MacBook-Pro:~ taraking$ █
```

ls



Lists all files in a directory

```
Taras-MacBook-Pro:TreeExample taraking$ ls
Hi.txt                ThisIsTheTree.pdf
SubDirectory          WelcomeToTheCommandLineFriend.md
```

ls -al

-a = all of them -l = long format

```
[Taras-MacBook-Pro:TreeExample taraking$ ls -al
total 0
drwxr-xr-x  6 taraking  staff   192 Oct  9 15:03 .
drwxr-xr-x+ 33 taraking  staff  1056 Oct  9 15:02 ..
-rw-r--r--  1 taraking  staff    0 Oct  9 15:03 Hi.txt
drwxr-xr-x  4 taraking  staff   128 Oct  9 15:04 SubDirectory
[-rw-r--r--  1 taraking  staff    0 Oct  9 15:03 ThisIsTheTree.pdf
[-rw-r--r--  1 taraking  staff    0 Oct  9 15:03 WelcomeToTheCommandLineFriend.md
```

Useful commands



`cd sites/default/files` = **change** into **directory**

`cp example.settings.php settings.php` = **copy**

`rm mytemplate.html.twig` = **remove** file or directory

`mkdir my_theme` = **make directory** for new theme

`pwd` = **print working directory**

How can I learn more?



1. Google it.
2. Check the `man` page (`man ls`).
3. Try using `-h`, `--help`, `-v` (`php help`).

Text Editors



Text Editors

vim

nano

vi

less

emacs

....and many more!



The best text editor is the one
you use.

How to open nano



```
nano file.txt
```

A screenshot of the GNU nano 2.0.6 text editor. The window title bar is green and contains the text "GNU nano 2.0.6", "File: Hi.txt", and "Modified". The main editing area is black with green text. The first line of text reads "Here is a text file. You can write what you want." followed by a green cursor. At the bottom of the window, there is a green status bar containing a grid of keyboard shortcuts:

^G Get Help	^O WriteOut	^R Read File	^Y Prev Page	^K Cut Text	^C Cur Pos
^X Exit	^J Justify	^W Where Is	^N Next Page	^U UnCut Text	^T To Spell

Connecting to other computers





File Transfer Protocol / Secure File



FileZilla



Cyberduck



CuteFTP



Transmit



WinSCP

SSH (Secure Shell)

ssh-keygen



Version control



What is version control?



MyCoolProject.txt

MyCoolProject2.txt

MyCoolProject3.txt

MyCoolProject3b.txt

MyCoolProjectFinal.txt

MyCoolProjectFinalFinal.txt

MyCoolProjectFinalFinal2LastChangeIPromise.txt

Let's see it in action...



```
Taras-MacBook-Pro:TreeExample taraking$ git status
```

Deep Dive!



Let's Learn Git: No More Excuses

October 27, 3:45 PM-4:30 PM

Tilden

Dwayne McDaniel

Drush



What's Drush?

A Command Line
Shell For Drupal

A (short) list of things Drush does...



Install/update Drupal core & contrib modules

Change passwords or log-in to your site

Clear caches

Export/import configuration

...and much, much more!

Install a new module





Follo

Composer, MySQL...and beyond!



Resources:



<http://bit.ly/SiteBuilderCLI>

Questions!

