



**PANTHEON**<sup>®</sup>

*Website Management Platform*



# Drupal 8 Kickstart

An Overview for Developers



Peter Sawczynek

Senior Customer Success Engineer


**PANTHEON**

pantheon.io

peter@pantheon.io

drupal.org/u/xpsusa

@sawczynek




# D8 Reading



## Drupal 8 API Reference


(<https://api.drupal.org/api/drupal/8.2.x>)



## Programmer's Guide to Drupal (2nd Edition)

## **Online Documentation**

Check the publication date to judge the timeliness and accuracy of online D8 documentation. Most D8 online documentation older than December 2015 is very unlikely to be fully accurate



# D8 Ecosystem



[Symfony](#) PHP OOP PHP 7 [Drush](#) [Git](#) [GitHub](#)

[Markdown](#) [Composer](#) Homebrew **Linux shell** [zshell](#) SSH

[PHPUnit](#) [Behat](#) [Gherkin](#) [iMeter](#) Graphite [New Relic](#)

MySQL [MySQL Workbench](#)  JSON [jQuery](#) AJAX Regex


[AngularJS](#) [Node.js](#) [Guzzle](#) Gulp Twig [Compass](#) [SASS](#) [SMACSS](#)

[CloudFlare](#) Memcache [Varnish](#) Redis Akamai Fastly **SendGrid**

[Agile](#) [Jira](#) Travis CI [CircleCI](#) [Jenkins](#) Chef [Splunk](#) [HHVM](#) Apache Nginx

**Pantheon** Acquia

[phpStorm](#) [Sublime](#) [NetBeans](#)



# D8 Overview



RESPONSE

REQUEST

DATA

THEME / TWIG /  
FORMAT:  
HTML, JSON, XML, etc.

BROWSER, API...

 **Drupal 8**

D8: A service returning a response of format-agnostic data

How response data gets formatted is a separate set of actions

Whether request is from desktop browser, mobile, or an API call -- the response **data** is returned consistently

[“Headless Drupal”](#):  
Returns only data

Leverage existing industry-standard technologies so that D8 can interface with and be programmed like other globally-recognized PHP frameworks using PHP OOP concepts


To achieve this end D8 is built on top of the [Symfony](#) framework components



## D8 / Symfony: Special Note



D8 will upgrade to Symfony 3.0 in a minor release and drop Symfony 2.x backwards compatibility



# D8 Essentials



**Composer**

**Drush**

**Drupal Console**

**Git/GitHub**

**YAML**

**PHP OOP**



**Comments / Annotations**

**Testing**



[Composer](#) is a dependency manager. Helps you declare, manage and install dependencies of PHP projects, ensuring you have the right stack everywhere

Composer uses `.json` files to keep track of the versions of php libraries and other software that you might employ in your website.

You can use Composer to install and manage D8



Any D8 website can have a large resources directory. You can use Composer to download and keep current all that software with basically two commands:

```
composer -install  
composer -update
```

```
resources git:(ppo-1020-ps) x tree -C -L 1  
├── alexandresalome  
├── autoload.php  
├── behat  
├── bin  
├── composer  
├── drupal  
├── drush  
├── fabpot  
├── guzzle  
├── instaclick  
├── pdepend  
├── phploc  
├── phpmid  
├── sebastian  
├── squizlabs  
├── symfony  
└── theseer  
  
16 directories, 1 file  
resources git:(ppo-1020-ps) x
```



[Composer Manager](#) Module allows contributed modules and your own custom modules to manage the inclusion of PHP and other supporting libraries via Composer.

[Info Documentation](#)



[Drush](#) is a command line tool for managing Drupal that provides numerous shortcut commands

Drush executes Drupal admin tasks 3 - 10x faster than using the admin pages

You can install Drush with [Composer](#), Git or using curl

[Drupal Console](#) is an app that you can use to quickly make the scaffold of a new D8 module or a D8 service or a block plugin (and more) within that module. **Drupal Console also helps w/ D8 debugging and admin tasks.**

Links: [Drupal Console on Github](#)  
[Install Drupal Console](#)  
[Drupal Console Docs](#)  
[Available Commands](#)



Version control resources:

[Git](#)

[GitHub](#)

[Bitbucket](#)

Attend: [“Next Level Git” session at DCNOLA 2016](#)



**YAML** (\*.yml files): A simple, clean format (similar to JSON) for storing structured data that is easier to read/write than XML

YAML is a recursive acronym for:  
"YAML Ain't Markup Language"

All Drupal 8 configuration is created using YAML and during installation pulled from \*.yml files



YAML is case sensitive

YAML structure is created by using indenting with spaces. YAML does not allow the use of tabs

Use 2 spaces for YAML indenting in Drupal

[Schema Files](#) (\*.schema.yml files)

Schema files define the expected structure and allowed elements of YAML files (like DTD for XML)



## Sample YAML file core-services.yml

```
parameters:
  session.storage.options: {}
  twig.config: {}
  renderer.config:
    required_cache_contexts: ['languages:language_interface', 'theme']
  factory.keyvalue:
    default: keyvalue.database
  factory.keyvalue.expirable:
    default: keyvalue.expirable.database
services:
  # Simple cache contexts, directly derived from the request context.
  cache_context.ip:
    class: Drupal\Core\Cache\Context\IpCacheContext
    arguments: ['@request_stack']
    tags:
      - { name: cache.context }
  cache_context.headers:
    class: Drupal\Core\Cache\Context\HeadersCacheContext
    arguments: ['@request_stack']
    tags:
      - { name: cache.context }
  cache_context.cookies:
    class: Drupal\Core\Cache\Context\CookiesCacheContext
    arguments: ['@request_stack']
    tags:
      - { name: cache.context }
  cache_context.request_format:
    class: Drupal\Core\Cache\Context\RequestFormatCacheContext
    arguments: ['@request_stack']
    tags:
      - { name: cache.context }
  cache_context.url:
    class: Drupal\Core\Cache\Context\UrlCacheContext
```



## Class

A set of methods and properties ***organized in a file*** that offer a service

**Controllers, Routers, Forms, and Plugins** are all major types of classes in **D8**.

In general all functionality created for **D8**, including in your custom modules, is expected to be created in class files



## Interface

A class with empty default methods that all other classes based on it must offer

Every single method declared in an Interface will have to be implemented in the subclass. A class can implement multiple Interfaces

class MyClass implements ParentInterface

class MyClass implements SomeInterface, OtherInterface





## Abstract Class

A class with default abstract methods that classes based on it must offer. Only Abstract methods have to be implemented by the subclass. A class can only implement one abstract class at a time.

```
class MyClass extends ParentClass
```

```
class MyClass extends ParentClass implements  
SomeInterface, OtherInterface
```



## Trait

A set of php functions in one file that supply a useful set of related functions



## PHP OOP Reading

[phpfreaks](#)

[java2s](#)

Attend: [“OOP...” session at DCNOLA 2016](#)



## Dependency Injection

Instantiating a class, but telling the class what you want it to use to work.

See: [What is Dependency Injection?](#)

[fabpot](#) (*Fabien Potencier, creator of Symfony*)



## Services

Something a class offers, e.g. “map this node’s location by address, returns latitude and longitude”

## Plugins

In **D8** plugins are used, for example, to make Blocks, in that your Block and what describes it, builds it, and controls access to the Block is found in a special kind of class called a plugin



Comments and special comments called Annotations are very important in **D8**

**Properly formatted comments are used by D8 to create documentation, identify tests, and in some cases for D8 to make discovery of services and other plugin functionality**

Links: [Drupal Comments](#) [Annotations in Drupal](#)



## Method Chaining (used in jQuery, PHP, Drupal)

Allows us to run a series of methods, one after the other (or in a chain), because each method in the chain after it executes returns a full object with the the changes applied to it

### jQuery Method Chaining example:

```
$("#edit-button").css("color","red").slideUp(2000).slideDown(2000);
```



## jQuery method chaining (multiline):

```
$("#p1").css("color", "red")  
    .slideUp(2000)  
    .slideDown(2000);
```

## D8 Example (multiline):

```
db_update('example')  
    ->condition('id', $id)  
    ->fields(array('field2' => 10))  
    ->execute();
```

Above using the Database Abstraction Layer where db\_update returns an UpdateQuery object





As of PHP 5.4 and in use throughout D8. The short array syntax replaces **array()** with **[]**.

```
// Example: Array Language Construct, Constructor function
```

```
$build = array();  
$build = array(0 => 'value0');
```

```
// Same Example: Short Array Syntax (requires PHP 5.4)
```

```
$build = [];  
$build = [0 => 'value0'];  
$build = ['value0', 'value1', 'key2' => ['value2', 'value3']];
```


Use **type hinting** to specify the expected data type of an argument in a function declaration.

When the function is called, PHP checks that the arguments are of the specified type hint. If not, the run-time will raise an error and execution will be halted.

```
function tracking_inject_page_attachments(array $page) {  
    $tracking = new TrackingInject();  
    $tracking_header_items = $tracking->getTrackingInjectCollections();  
    $tracking_header = $tracking_header_items['html_head'];  
    // Add each header tracking element into page HEAD area.  
    if (!empty($tracking_header)) {  
        foreach ($tracking_header as $tracking_header_item) {  
            ....  
        }  
    }  
}
```

```
public function onResponse(FilterResponseEvent $event) {  
    $response = $event->getResponse();  
    if ($response instanceof RedirectResponse && !devel_silent()) {  
        ....  
    }  
}
```

Type hints



**D8**



# Install Drupal 8



*[Create your database]*

```
mkdir <new site name>
```

```
cd <new site name>
```

```
git clone http://git.drupal.org/project/drupal.git
```

```
git tag
```

```
git checkout -b tags/<tagname> <tagname>
```

*[Perform Apache config updates, e.g. virtual directory]*

*[Start the Drupal 8 install. Pauses for settings updates]*

```
cd sites/default
```

```
mkdir files
```

```
chmod 777 files
```

```
mv default.services.yml services.yml
```

```
cp default.settings.php settings.php
```

```
chmod 777 services.yml
```

```
chmod 777 settings.php
```

*[Continue and complete Drupal 8 install]*

```
chmod 655 services.yml
```

```
chmod 655 settings.php
```

```
cd ../../
```

```
composer install
```



# Setup Drupal 8 for Debugging



[After D8 install, make these additional updates to setup for local verbose debugging]

```
cd docroot/sites
```

```
chmod 777 default
```

```
cp example.settings.local.php default/settings.local.php
```

```
chmod 777 default/settings.php
```

edit settings.php, uncomment the line:

```
include settings.local.php
```

[Supplied settings.local file contains preset verbose settings]

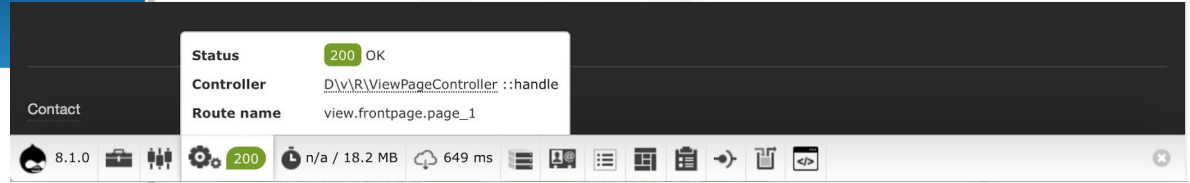
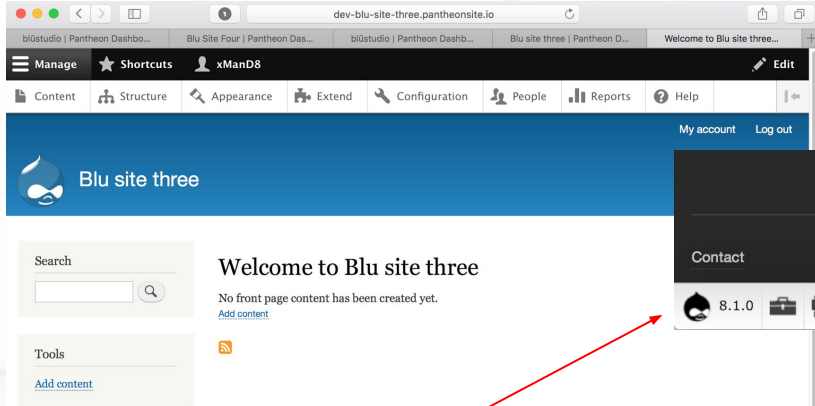
```
chmod 644 default/settings.php
```

[Download/enable Devel module]

```
drush en devel -y
```



# Setup Drupal 8 for Debugging



**Web Profiler** toolbar  
as provided by the  
**Devel** module



# D8 Top-level Directory Structure



- **/core** Core modules and files provided by **D8**
- **/libraries** Create this dir yourself when needed for common 3rd party libraries, e.g. a wysiwyg editor
- **/modules** Contrib and custom modules using sub-dirs **contrib** and **custom** (used to be sites/all/modules)
- **/profiles** Contrib and custom profiles
- **/sites** Site specific modules, themes and files. Including files uploaded by users, such as images.  
The site's YAML configuration files, **active** and **staged**
- **/themes** Contrib themes, custom themes and subthemes
- **/vendor** External 3rd party libraries and projects, e.g. phpUnit, Behat



## Inside D8's /core directory:

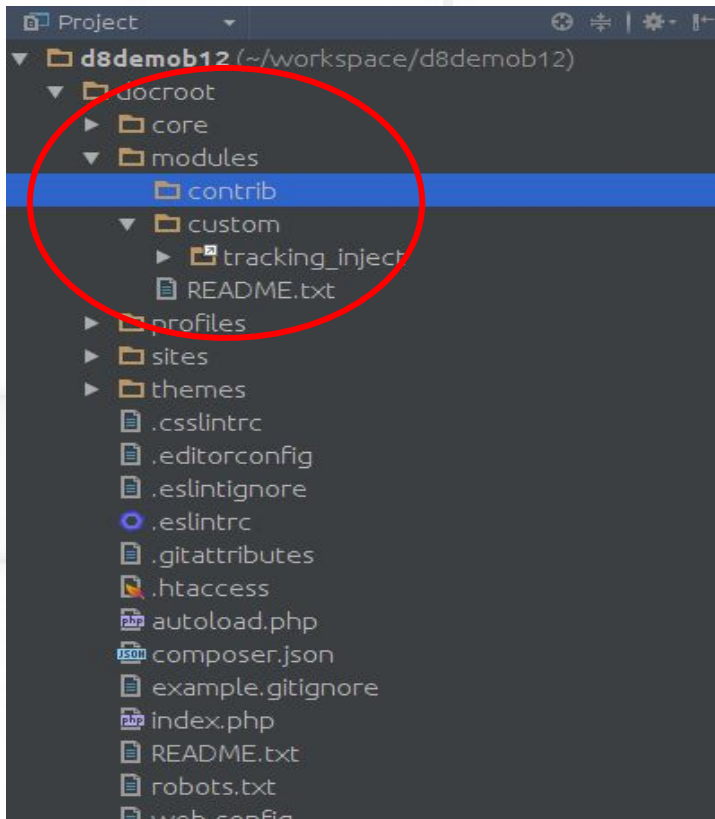
|                       |  |
|-----------------------|--|
| <b>/core/assets</b>   | Various external libraries used by Core. jQuery, underscore, modernizer etc        |
| <b>/core/config</b>   | Configuration YAML files   |
| <b>/core/includes</b> | Functionality that is to low level to be modular. Such as the module system itself |
| <b>/core/lib</b>      | Drupal Core classes  |
| <b>/core/misc</b>     | Frontend libraries that Drupal Core depends on. (jQuery, modernizer, etc)          |
| <b>/core/modules</b>  | Drupal Core modules  |
| <b>/core/profiles</b> | Drupal Core profiles. Empty at the time of writing                                 |
| <b>/core/scripts</b>  | Various CLI scripts, mostly used by developers                                     |
| <b>/core/tests</b>    | Drupal Core tests  |
| <b>/core/themes</b>   | Drupal Core themes   |
| <b>/core/vendor</b>   | Backend libraries that Drupal Core depends on. (Symfony, Twig, etc)                |

<http://drupal.stackexchange.com/questions/84811/what-are-all-the-directories-for-in-the-new-drupal-8-structure>





# D8 Custom Module Directory Location



Inside D8's /modules dir:

Your global contrib modules  
reside in: **/modules/contrib**

Your global custom modules  
reside in: **/modules/custom**



```
File Edit View Search Terminal Help
→ tracking_inject git:(8.x-1.x) tree -C -L 23
├── config
│   └── install
│       └── tracking_inject.settings.yml
├── README.txt
├── src
│   ├── EventSubscriber
│   │   └── TrackingInjectEventSubscriber.php
│   ├── Form
│   │   ├── TrackingInjectAdd.php
│   │   ├── TrackingInjectAdmin.php
│   │   ├── TrackingInjectDelete.php
│   │   ├── TrackingInjectEdit.php
│   │   └── TrackingInjectSettings.php
│   ├── TrackingInjectInterface.php
│   ├── TrackingInjectManagerInterface.php
│   ├── TrackingInjectManager.php
│   └── TrackingInject.php
├── tracking_inject.info.yml
├── tracking_inject.install
├── tracking_inject.links.action.yml
├── tracking_inject.links.menu.yml
├── tracking_inject.module
├── tracking_inject.permissions.yml
├── tracking_inject.routing.yml
└── tracking_inject.services.yml

5 directories, 20 files
→ tracking_inject git:(8.x-1.x) █
```

## Typical D8 module structure



Replaces .info files and used for Configuration, Routes, Menu Links, and Services

Pronounced: “YA-MUL”. Short for: “YAML Ain’t Markup Language”

## D8

## D7

|  |                         |   |
|--|-------------------------|---|
| <code>&lt;module_name&gt;.info.yml</code>        | <code>&lt;--&gt;</code> | <code>&lt;module_name&gt;.info</code> file                          |
| <code>&lt;module_name&gt;.routing.yml</code>     | <code>&lt;--&gt;</code> | hook_menu for page paths  |
| <code>&lt;module_name&gt;.links.menu.yml</code>  | <code>&lt;--&gt;</code> | hook_menu for entries on admin menu                                 |
| <code>&lt;module_name&gt;.permissions.yml</code> | <code>&lt;--&gt;</code> | hook_permissions  |
| <code>&lt;module_name&gt;.services.yml</code>    | <code>&lt;--&gt;</code> | Describes a class:<br>machine name, class path, mandatory arguments |

# Sample Module Services .yml File



```
services:
  tracking_inject.manager:
    class: Drupal\tracking_inject\TrackingInjectManager
    arguments: ['@database']
    tags:
      - { name: backend_overridable }
  tracking_inject.response_event:
    class: Drupal\tracking_inject\EventSubscriber\TrackingInjectEventSubscriber
    tags:
      - { name: event_subscriber }
  tracking_inject.injections:
    class: Drupal\tracking_inject\TrackingInject
    arguments: ['@config.factory']
```

Top-level "services" key

Service machine name

Class that creates this functionality

Dependency injection: A service or object that should get passed into the `__construct` method of this service



## 1. Bootstrap configuration

- Read the settings.php file, generate other settings dynamically, and store all in global variables and the Drupal\Component\Utility\Settings singleton object
- Start the **class loader**, takes care of loading classes
- Set the Drupal error handle
- Detect if Drupal is actually installed. If it is not, redirect to the installer script



2. Create the Drupal kernel
3. Initialize the service container  
(either from cache or from rebuild)
4. Add the container to the Drupal static class
5. Attempt to serve page from static page cache
6. Load all variables
7. Load other necessary include files



8. Register stream wrappers  
(public://, private://, temp:// and custom wrappers)
9. Create the HTTP Request object  
(using the Symfony HttpFoundation component)
10. Let DrupalKernel handle it and return response
11. Send response
12. Terminate request  
(modules can act upon this event)



[D8 Hooks](#)

[Request Event Example](#)



**D8** uses Symfony kernel and events. Kernel events available in **D8** are as follows:

### **KernelEvents::CONTROLLER**

CONTROLLER event occurs once a controller was found for handling a request

### **KernelEvents::EXCEPTION**

EXCEPTION event occurs when an uncaught exception appears

### **KernelEvents::FINISH\_REQUEST**

FINISH\_REQUEST event occurs when a response was generated for a request



## **KernelEvents::REQUEST**

REQUEST event occurs at the very beginning of request dispatching

## **KernelEvents::RESPONSE**

RESPONSE event occurs once a response was created for replying to a request

## **KernelEvents::TERMINATE**

TERMINATE event occurs once a response was sent

## **KernelEvents::VIEW**

VIEW event occurs when the return value of a controller is not a Response instance

## D8 EventSubscriber class file sample

```
<?php

/**
 * @file
 * Contains \Drupal\tracking_inject\EventSubscriber\TrackingInjectEventSubscriber.
 */

namespace Drupal\tracking_inject\EventSubscriber;

use Symfony\Component\HttpFoundation\RedirectResponse;
use Symfony\Component\HttpKernel\KernelEvents;
use Symfony\Component\HttpKernel\Event\GetResponseEvent;
use Symfony\Component\EventDispatcher\EventSubscriberInterface;

class TrackingInjectEventSubscriber implements EventSubscriberInterface {

    /**
     * {@inheritdoc}
     */
    static public function getSubscribedEvents() {
        $events[KernelEvents::REQUEST][] = array('initiateTracking');
        return $events;
    }

    /**
     * Stub function.
     */
    public function initiateTracking(GetResponseEvent $event) {
        // Redirect example:
        // print "<br /> init event subscriber tracking REQUEST event<br />";
        // if ($event->getRequest()->query->get('redirect-me')) {
        // $event->setResponse(new RedirectResponse('http://example.com/'));
        // }
    }
}
```



Core functionality in **D8** such as current user info, current path, node info, is logged in, module exists... these are all called services

Core services in **D8** are declared in:

`/core/core.services.yml`

Services can be accessed throughout **D8** via the global Drupal namespace `\Drupal`



Examples of using **D8** core services:

```
\Drupal::moduleHandler()->moduleExists('content_translation');
```

```
$account = \Drupal::currentUser();
```

```
$config = \Drupal::config('some_module.settings');
```



Examples of using **D8** core services:

```
$id = $config->get('domain_id');
```

```
$request = \Drupal::request();
```

```
$exception = $request->attributes->get('exception');
```

```
$status = $exception->getStatusCode();
```



Replaced by using a **D8** core service...

(also understand states, settings and overrides)

**Config** is the global **D8** configuration object and holds the changeable site or module configurations, e.g.:

```
\Drupal::config('system.site') ->get('page.front');
```



### Getting a variable:

```
\Drupal::config('module_name.settings')->get('var_name');  
\Drupal::config('system.site') ->get('page.front');
```

### Setting a variable:

```
\Drupal::configFactory()->getEditable('module_name.settings')  
->set('var_name', 'some_value')->save;
```

### Unsetting a variable value:

```
$config = \Drupal::config('system.performance');  
$config->clear('cache.page.max_age')->save();
```





**Settings** is the global D8 settings object and holds site settings like the database settings that are in settings.php.

A get settings example:

```
use\Drupal\Core\Site\Settings
```

```
$theme = Settings::get()->('maintenance_theme', 'bartik');
```

A set settings in settings.php example:

```
$settings['maintenance_theme'] = 'my_custom_theme';
```



# D8 Caching has two main concepts: Caching and Cache Invalidation

“**Caching** is easy: it's merely storing the result of an expensive computation, to save time the next time you need it. **Cache invalidation** is hard: if you fail to invalidate all the things that should be invalidated, you end up with incorrect results. If you invalidate *too many* things, your cache hit ratio is going to suffer, and you'd be inefficiently using your caches. Invalidating *only the affected things* is very hard.”

[wim leers](#)

Key concepts:

[BigPipe](#)

SmartCache

Dynamic Page Caching

Cache Keys

Cache Contexts

Cache Tags

Max-Age

References:

[D8 Block Cache](#)

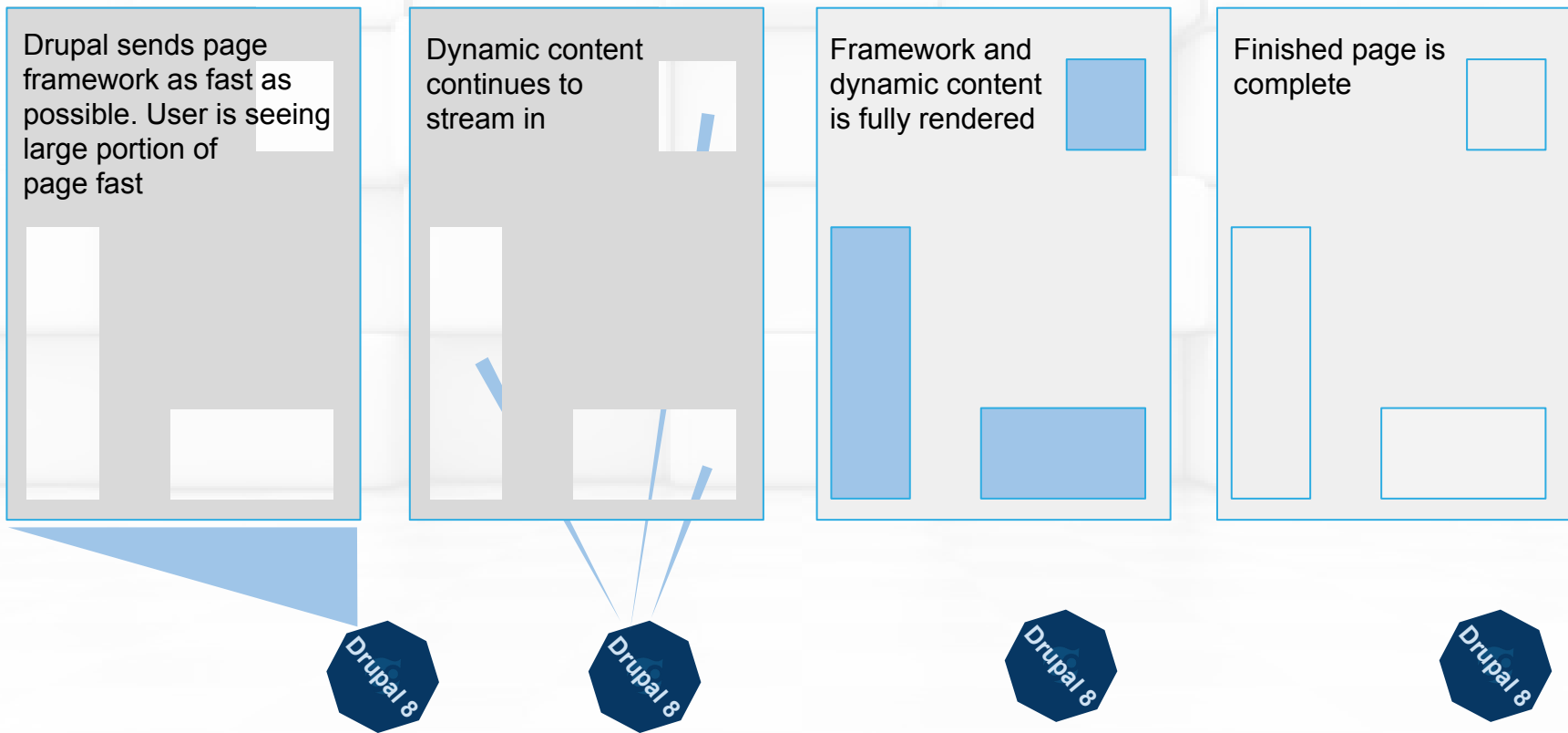
[Exploring the Cache API in D8](#)

[Caching in D8](#)

[Cacheability of Render Arrays](#)

[Cache Contexts](#)

Attend: [“BigPipe” session at DCNOLA 2016](#)





# D8: Caching Thought Process



1. Render Array Caching. I'm rendering something. That means think of cacheability.  
**My Render Array Caching**
2. Is this something that's expensive to render, and therefore is worth caching? If the answer is "yes", then what identifies this particular representation of the thing I'm rendering? Those are the **cache keys**.  
**My Render Array Caching Invalidation (Cacheability Metadata)**
3. Does the representation of the thing I'm rendering vary per combination of permissions, per URL, per interface language, per ... something? Those are the **cache contexts**. *Note: cache contexts are completely analogous to HTTP's Vary header.*
4. What causes the representation of the thing I'm rendering to become outdated? I.e. which things does it depend upon, so that when those things change, so should my representation? Those are the **cache tags**.
5. When does the representation of the thing I'm rendering become outdated? I.e. is the data valid for a limited period of time only? That is the **max-age** (maximum age). It defaults to "permanently (forever) cacheable" (Cache::PERMANENT). When the representation is only valid for a limited time, set a max-age, expressed in seconds. Zero means that it's not cacheable at all.

Cache contexts, tags and max-age **must always be set**, because they affect the cacheability of the entire response. Therefore they "bubble": parents automatically receive them.  
Cache keys must only be set if the render array should be cached.

Excerpted from Drupal.org: [Cacheability of Render Arrays](#)



## Cache Contexts

cookies

  :name

headers

  :name

ip

languages

  :type

request\_format

route

  .book\_navigation

  .menu\_active\_trails

    :menu\_name

  .name

session

theme

timezone

url

  .host

  .query\_args

    :key

  .pagers

    :pager\_id

  .site

user

  .is\_super\_user

  .node\_grants

    :operation

  .permissions

  .roles

    :role

## Cache max-age

What max-age allows you to do:

When **`$build['#cache']['max-age']`** is not set:

permanent cacheability (Cache::PERMANENT) is assumed.

To indicate that a render array is not cacheable at all, set: **`$build['#cache']['max-age'] = 0`** (i.e. zero seconds).

And to indicate that a render array is cacheable only for a limited amount of time, e.g. 5 minutes, set:

**`$build['#cache']['max-age'] = 300;`** // set in seconds, i.e.  $300 / 60 = 5$  min.



```
function my_module_build_array() {
  $build = [
    '#prefix' => '<aside>',
    '#markup' => t('Hi, %name, welcome back to @site!', [
      '% name' => $current_user->getUsername(),
      '@site' => $config->get('name'),
    ]),
    '#suffix' => '</aside>',
    '#theme' => 'my_module_build_arry_theme',
    '#cache' => [
      'contexts' => ['user', 'url.query_args:quantity'],
      'keys' => ['my_module_build_render', 'cache', 'demo'],
      'tags' => ['node:42:en', 'config.system.performance'],
      'max-age' => 300,
    ],
    '#pre-render' => 'my_module_build_pre_render',
    '#attached' => [
      'library' => 'core / jquery',
      'drupalSettings' => ['foo' => 'bar'],
    ],
  ];
}
```

## Render Array Reference

Cache will differ based on these variations in context

Terms that identify what this cache is about

Cache expires if any of these other things tagged here change

Cache expires after a specified time





## Basic Variables

```
{{ title }}
```

## Conditional Logic

```
{% if title %}  
  <h3>{{ title }}</h3>  
{% endif %}
```

## Filters

```
{{ ponies|safe_join(", ")|lower }}
```

## Attributes

Attributes is an object available to every twig template. Its job is to store all the relevant attributes of the parent container and give the themer helpful methods to interact with that data.

There should not be any space between the tag name and the twig syntax. See red text in below:

```
<div{{ attributes }}></div>
```

```
{%  
  set classes = [  
    'red',  
    'green',  
  ]  
%}  
<div{{ attributes.addClass(classes) }}>  
  {% if options.alignment == 'horizontal' %}  
    {% for row in items %}  
      <div{{ row.attributes.addClass(row_classes, options.  
row_class_default ? 'row-' ~ loop.index) }}>  
        {% endfor %}  
      </div>  
    {% endif %}
```



## Routing System in D8

A route is a path which is defined for Drupal to return some sort of content on.

For example, the default front page, '/node' is a route. When Drupal receives a request, it tries to match the requested path to a route it knows about. If the route is found, then the route's definition is used to return content. Otherwise, Drupal returns a 404.

Drupal's routing system works with the Symfony HTTP Kernel.

The routing system is responsible for matching paths to controllers, and you define those relations in routes. You can pass on additional information to your controllers in the route. Access checking is integrated as well.



An example.routing.yml file:

```
example.content:
  path: '/example'
  defaults:
    _controller: '\Drupal\example\Controller\ExampleController::content'
    _title: 'Example Route Response '
  requirements:
    _permission: 'access content'
```

Route machine name (module\_name.routename)

Path of this route

Class::method  
The class and the method in that class that handles (or responds) to this route (path request)

Page title

Permissions



## [Block plugin creation overview.](#)

**D8** is looking for block content to be returned as render arrays.



Configuration Management Initiative (CMI): Saving D8 global and module settings into and reading settings from \*.yml files and also uses special D8 CMI tables in the database. Links:

[Configuration Management Initiative](#)

[Principles of Configuration Management - Pt 1](#)

[Principles of Configuration Management - Pt 2](#)

[D8 CMI critical analysis](#)



A module that exposes the configuration settings in use throughout your site using nice visual organization.

Links:

[Configuration Inspector Module](#)



Module Upgrader is a D8 module that can analyze your Drupal 7 module for needed changes and/or attempt the actual upgrade to D8. Links:

[About Module Upgrader](#)

[Download D8 'Module Upgrader' Module](#)

[SimpleTest](#) and [PHPUnit](#) are as of this time the de facto testing tools for D8

PHPUnit for testing discrete functionality like classes and backend functionality

See: [Drupal's Implementation of PHPUnit](#)

SimpleTest for testing the user interface and interactions on the front end

See: [Testing \(D7 and D8\) / SimpleTest \(D6\)](#)




Behat, Drupal Extension, Mink Extension, Mink, Goutte (pronounced like ‘boot’) headless browser, or Phantom.js

There is dialogue regarding the above paradigm possibly to officially replace SimpleTest in the long run for interface testing

Managing a D8 site for maximum performance and flexibility goes beyond tweaking the Drupal admin interface


A cloud-based platform with server environment and add-on services pre-installed and optimized for Drupal can expedite your Drupal development

Using a Drupal 8 platform fits the “Proudly invented elsewhere” theme



Expedite website management. Spin up a D8 site and be online in a few minutes.

See: [Try Drupal](#)



# D8 Training Resources

[Drupalize.me](#)

[Buildamodule.com](#)

[Knp University](#)

[Safaribooksonline.com](#)

[Drupal Association - YouTube](#)

(<https://www.youtube.com/user/DrupalAssociation>)