

Layout Builder in the Real World

@lullabot

Speakers



Karen Stevenson

Director of Technology
@KarenStevenson



Putra Bonaccorsi

Sr. Front-end Developer
@putrabon



Ellie Fanning

Head of Marketing
@lullabot



Wes Ruvalcaba

Sr. Front-end Developer
@wesruv




About Lullabot

We're a strategy, design, and Drupal development company that creates large-scale digital publishing systems.



About Lullabot

- ★ One of the first Drupal agencies
- ★ Contributed to over 150 modules
- ★ Published books on Drupal



Introduction

- ★ What is Layout Builder?
- ★ Goals for Lullabot.com
- ★ Layout Builder Demo
- ★ Customizations We Made
- ★ Resources
- ★ Q&A

What is Layout Builder?

complex, high-profile, and award-winning websites using Drupal and adjacent technologies

Producing large volumes of content takes a lot of time and resources. Enabling that content to meet and exceed business goals requires a sustainable platform that allows you to publish across multiple channels, including web, mobile, smart TVs, and channels that haven't even been invented yet.

+ Add Block

+ Add Section

Choose a block

Global Content Block

Add Select Content


- Block Block
- Block Section
- Block Paragraph
- Block Section Content
- Content, By Layout
- Media Asset

Content Fields

- Basic Fields
- Block
- Text
- Event, Event, Text, Content
- Link
- Reference
- Page
- Image, CTA
- Form, Fields
- Accordion, CTA
- Table
- Display, Title
- Highlighted By
- Highlighted on
- Category
- Content Page
- Drupal Theme
- Hero, Header
- Event, Page Content
- Published
- Published on
- Reference, Content
- Tag
- Title
- Unpublished on

Entity Browser

- Media Browser



+ Add Block

Goals for Lullabot.com

Goals

- ★ Give marketing the building blocks to spin up one-off landing pages
- ★ Provide non-technical editors a simplified UI for ease of use
- ★ Reduce reliance on developers and give marketing more autonomy

Demo



+ Add Block



+ Add Section



OUR STORY

Lullabot was founded in 2005 by [Matt Westgate](#) and [Jeff Robbins](#) with the initial goal of helping great organizations do big projects with [Drupal](#). More than a decade later, we've accomplished that and so much more. Below is the fuller story of our history.



✎ Choose a block

[Create custom block](#)

▼ Add Content

Content Item

Media Item

Staff Bio

▼ Add Marketing Block

Call to Action

Marketing Block

Section Callout

Text Block

▼ Lists

Articles: Promos

Articles: Teasers

Articles by Author: Article

Bots

Featured Work Block

Latest from: More from Blog

Latest from: More from Pod

More Podcasts

Our Work

Podcast Episodes

Podcast Landing Header

Random quote

Recent content

Retired Shows

Topics

You may also enjoy: Article

You may also enjoy: Episod

Customizations We Made

Manage Classes with Taxonomy Vocabulary

The image shows a screenshot of the Lullabot CMS interface. The top navigation bar includes 'Manage', 'Shortcuts', and the user 'lullabotadmin'. Below this is a secondary navigation bar with icons for 'Content', 'Structure', 'Appearance', 'Extend', 'Configuration', 'People', and 'Reports'. The main content area displays the Lullabot logo and navigation links for 'WORK', 'SERVICES', and 'ABOUT'. A content block is highlighted with a dashed blue border, containing the text: 'We're friendly, creative problem solvers. We love challenges and approach every project with curiosity and commitment.' Below this text is a 'Placeholder for the "Primary CTA" field' and a link 'Read our story'. At the bottom of the block is a '+ Add Block' button.

Overlaid on the right side of the screenshot is a 'Configure section' dialog box. The dialog has a title 'Configure section' and a close button. It contains a 'Title' field with a text input box. Below the title field is the text 'Custom title for this section.' Underneath is a 'Classes' section with a list of class names: 'u-center-text', 'u-constrain-by-2', 'u-margin-bottom-4', and 'u-margin-top-4'. Each class name is in a button-like box with a close icon. Below the classes list is the text 'Wrap the markup for this section with one or more classes.' At the bottom of the dialog is a blue 'Update' button.

Manage Classes with Taxonomy Vocabulary

The screenshot shows the Drupal administration interface for managing classes. The top navigation bar includes 'Home', 'Manage', 'Shortcuts', and the user 'lullabotadmin'. Below this is a secondary navigation bar with icons for 'Content', 'Structure', 'Appearance', 'Extend', 'Configuration', 'People', and 'Reports'. The main heading is 'Classes', with sub-tabs for 'List', 'Edit', 'Manage fields', 'Manage form display', 'Manage display', and 'Automatic label'. A '+ Add term' button is visible. The main content area displays a table of classes with the following data:

NAME	OPERATIONS
+ u-center-text	Edit ▼
+ u-constrain-by-1	Edit ▼
+ u-constrain-by-2	Edit ▼
+ u-constrain-by-3	Edit ▼
+ u-header-gray	Edit ▼
+ u-margin-bottom-0	Edit ▼
+ u-margin-bottom-1	Edit ▼

A 'Show row weights' link is visible on the right side of the table.

Block Blacklist

▼ LAYOUT BUILDER BLACKLIST

Layout Builder Blacklist Match

```
entity_browser_block:block_browser
entity_browser_block:content_browser
entity_browser_block:media_entity_browser
page_title_block
local_actions_block
```

Enter a list of block ids to remove completely from the Layout Builder list.

Layout Builder Blacklist Prefix

```
block_content
entity_view
system_menu_block
```

Enter a list of prefixes to use to identify Layout Builder blocks to remove.

Layout Builder Blacklist Regex

```
/devel(.*)/
```

Enter a list of regex strings to use to identify Layout Builder blocks to remove.

[Save configuration](#)

It removes unnecessary blocks from the block list for better system performance.

Entity Browser + Entity Browser Block

The screenshot shows a user interface for adding a section callout. At the top, there is a navigation bar with 'Manage', 'Shortcuts', and a user profile 'lullabotadmin'. An 'Edit' button is visible in the top right corner. The main dialog is titled 'Add Section Callout' and has a close button (X) in the top right. Below the title, there are two tabs: 'Add Section Callout' (which is active) and 'Section Callout Library'. The 'Add Section Callout' tab contains the following fields:

- Block description ***: A text input field with a small icon on the right.
- A brief description of your block.
- Heading**: A text input field.
- Intro Text**: A rich text editor with a toolbar containing icons for bold (B), italic (I), link, unlink, quote, list, and ordered list. It also has 'Format' and 'Styles' dropdown menus.

At the bottom right of the 'Intro Text' area, there is a link that says 'About text formats' with a help icon.

Entity Browser + Entity Browser Block

Manage Shortcuts lullabotadmin Edit

Add Section Callout

[Add Section Callout](#) [Section Callout Library](#)

		PUBLISHED	CHANGED
<input type="checkbox"/>	<p>Section Callout</p> <p>Our Story</p> <p>Lullabot was founded in 2005 by Matt Westgate and Jeff Robbins with the initial goal of helping great organizations do big proje</p> <p>Jeff Robbins and Matt Westgate met during the early stages of Drupal in 2005. Matt was a Drupal core developer who wrote and maintained the then-popular e-commerce package.</p>	Published	02/14/2019 - 5:43 am
<input type="checkbox"/>	<p>Section Callout</p> <p>Our Values</p> <p>At Lullabot, our values aren't a marketing tool, they define what makes us. They inform the work we do, and how we go about doing it, and we work hard to live up to them.</p>	Published	02/14/2019 - 5:43 am

Thought Leaders and Experts

Select

Entity Browser Block Layout (Custom)

The screenshot shows a Drupal Entity Browser interface. At the top, there is a navigation bar with 'Manage', 'Shortcuts', and the user 'lullabotadmin'. Below this is a modal window titled 'Add Section Callout'. The modal contains a list of callout items. The 'Our Values' item is highlighted in green. Below the list is a 'Select' button.

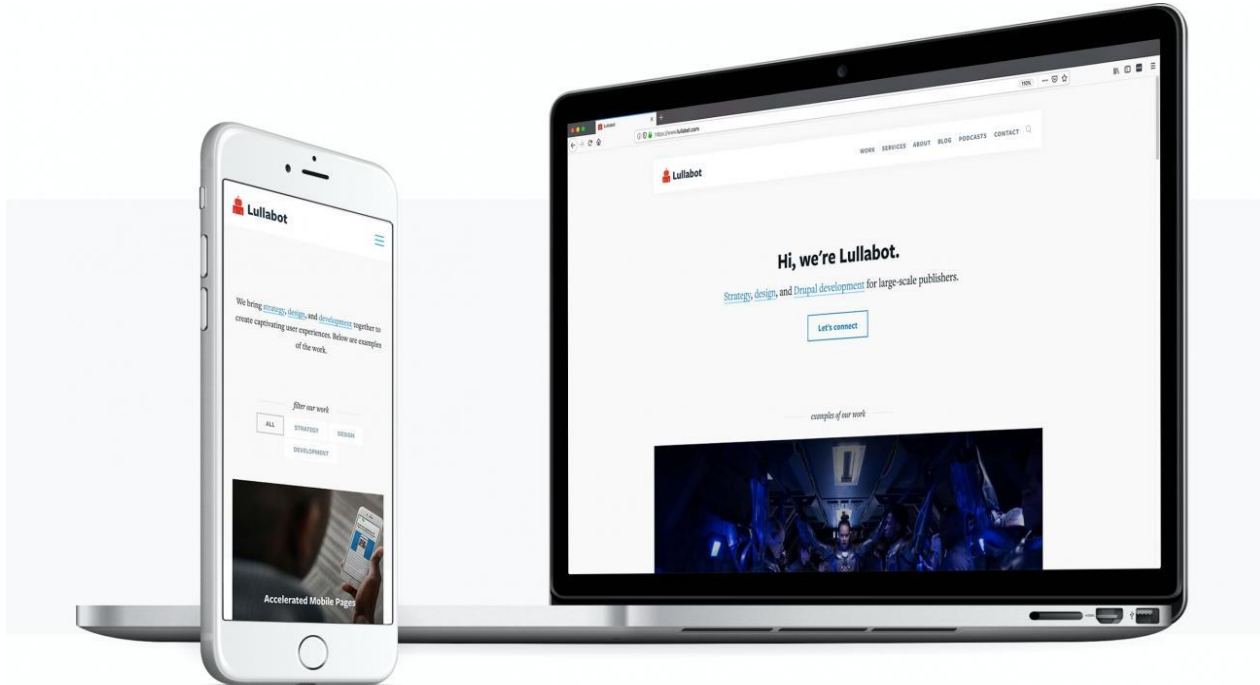
Section Callout	Text	Status	Date
<input type="checkbox"/>	Lullabot was founded in 2005 by Matt Westgate and Jeff Robbins with the initial goal of helping great organizations do big proje	Published	02/14/2019 - 5:43 am
<input checked="" type="checkbox"/>	Our Values At Lullabot, our values aren't a marketing tool, they define what makes us us. They inform the work we do, and how we go about doing it, and we work hard to live up to them.	Published	02/14/2019 - 5:43 am
<input type="checkbox"/>	Thought Leaders and Experts Our team is full of field-leading experts and sought-after speakers on design, content strategy and development. When it comes to Drupal, we literally wrote the books on it!	Published	02/14/2019 - 5:43 am
<input type="checkbox"/>	Working Together, Apart We're proud not just of the amazing work we do, but also of the wonderful team culture we've worked hard to nurture.	Published	02/14/2019 - 5:43 am

When [Adaptive Path](#) approached Jeff to build a large-scale project for

Resources

How We Built This Site

<https://www.lullabot.com/how-we-built-site>



Q&A



Tweet us @lullabot

What did you think?

You can find our session on the DrupalCon website:

<https://events.drupal.org/seattle2019/sessions/layout-builder-real-world>

And, provide feedback!

<https://www.surveymonkey.com/r/DrupalConSeattle>

Contribution Opportunities

Friday, April 12, 2019
#drupalcontributions

Mentored Contribution

9:00 - 18:00
Room 602

First Time Contributor Workshop

9:00 - 12:00
Room 606

General Contribution

9:00 - 18:00
Room 6A