

# DrupalCon

SEATTLE 2019

APRIL 8-12





**DrupalCon**  
SEATTLE 2019  
APRIL 8-12

# Architecting Government Websites

Migrating Portland.gov to Drupal 8

Josh Mitchell with special guests from the City of Portland

# Josh Mitchell

Consulting Product Manager for Portland.gov



## Background:

- Enterprise Applications Manager, Multnomah County
- CTO, Drupal Association
- Director of Engineering, Phase 2

## Why am I doing this?

Government websites are the most important sites we can build.

The complexity and breadth of data make them an ideal site for Drupal.

Artwork by Mishya Mitchell

# Meet the team

## **Ida Salazar**

Business Solutions Division Manager, Bureau of Technology Services

## **Rick Nixon**

eGovernment Program Manager, Bureau of Technology Services

## **Jen Clodius**

Strategic Communications Manager, Office of Management and Finance

## **Project Team**

Brittany, Casey, Greg, Julie, Kevin, Mark, Mike, Richard, Ronnie, Tracey



# A case study in 3 parts

1. Where are we coming from?
2. What are we trying to get to?
3. How we are doing it?

- a) the technology
- b) the strategy



# Where we are coming from?

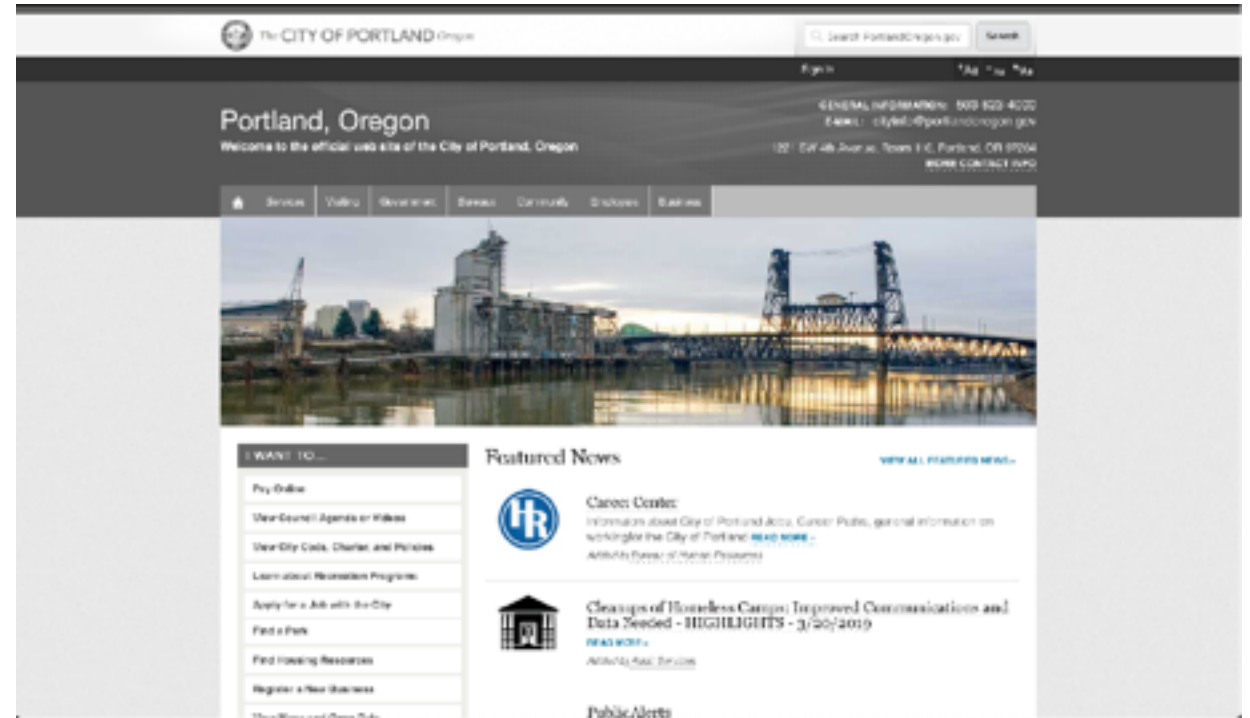
Part 1

# Existing platform

16-year old Coldfusion platform

Public site and intranet combined

350,000+ content objects  
(mostly PDF and DOC)



Our community  
**does not care**  
about government  
org charts



**PBOT**

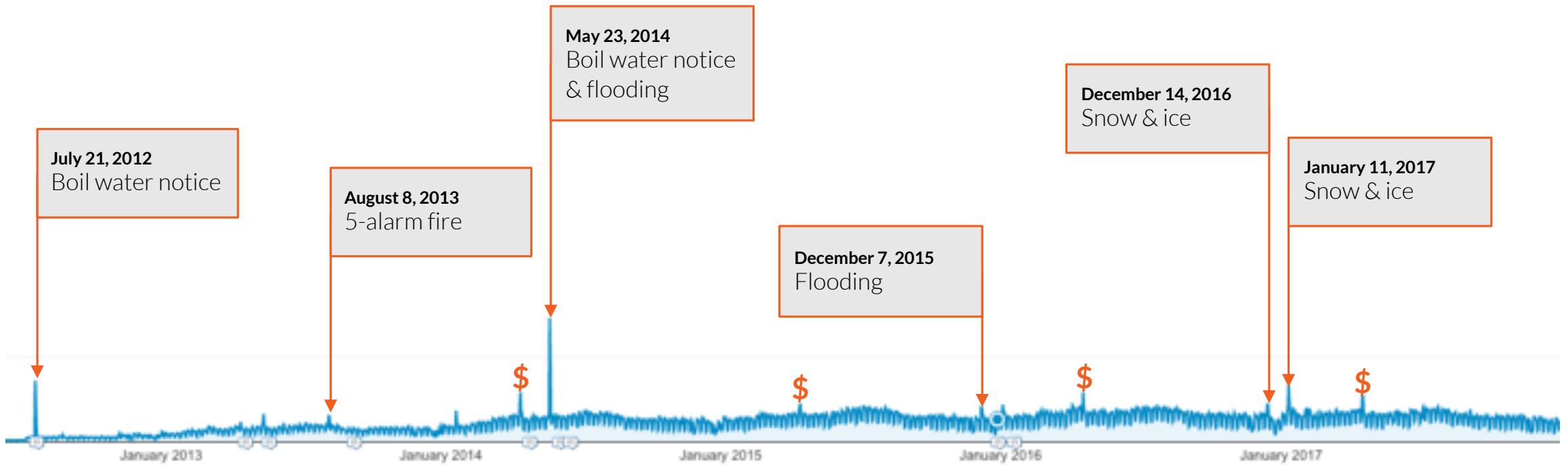




# Most community members want very little

- Obtain a permit or service
- Find a job
- Pay a bill
- View emergency information
- Find parks or recreation activities

# Emergencies and taxes

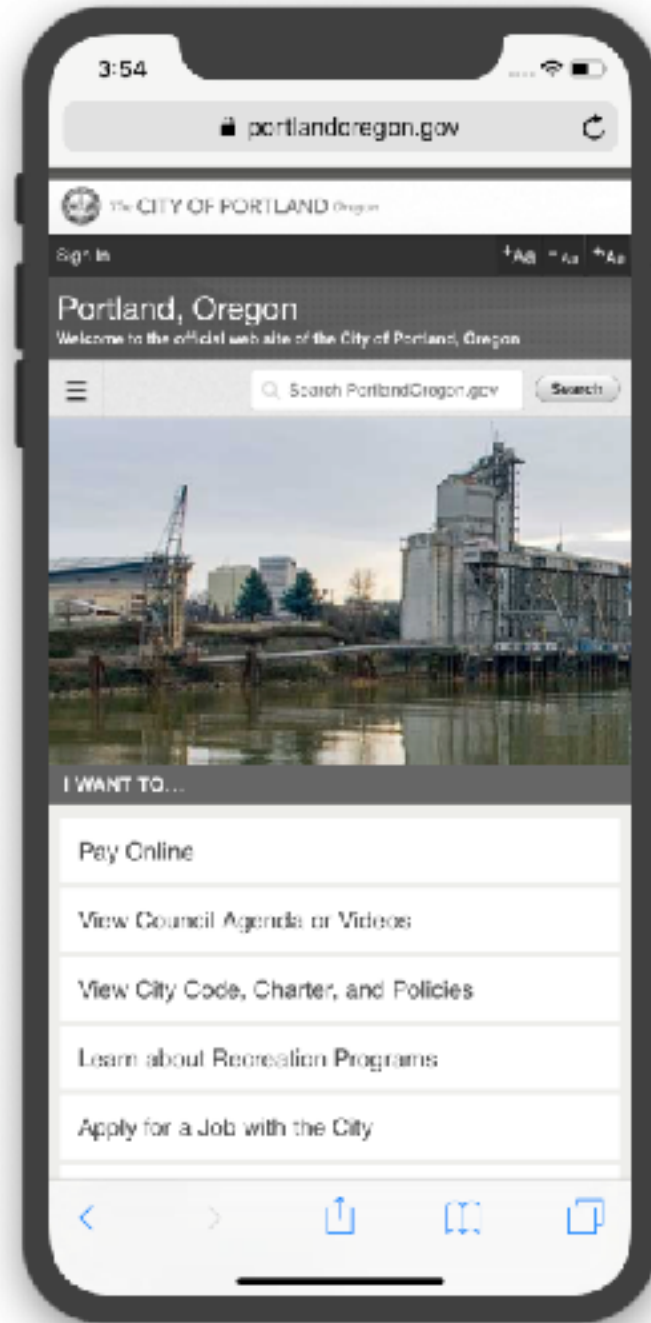




Mobile

300%

**increase** in mobile traffic  
since 2013



# Search

61%

of traffic to  
PortlandOregon.gov  
arrives via organic search

90%

of organic search is Google



# What are we trying to get to?

Part 2






Portland.gov

**Services and information that are easy to find,  
easy to access, and easy to understand.**

# Easy to **find**

Search should be awesome.



Word choice is important.

Use words the community will use.

# Easy to **access**

Community needs equity and accessibility above all else.

 **503-823-4000**

Five zero three (pause) eight two three (pause) four zero zero zero

# Easy to **understand**

Content written at a 5th to 8th-grade reading level.

Translation will be built into the platform in an upcoming phase.

## Hemingway *Editor*

### Readability

**Grade 5**

Good

Words: 116

Show More ▼

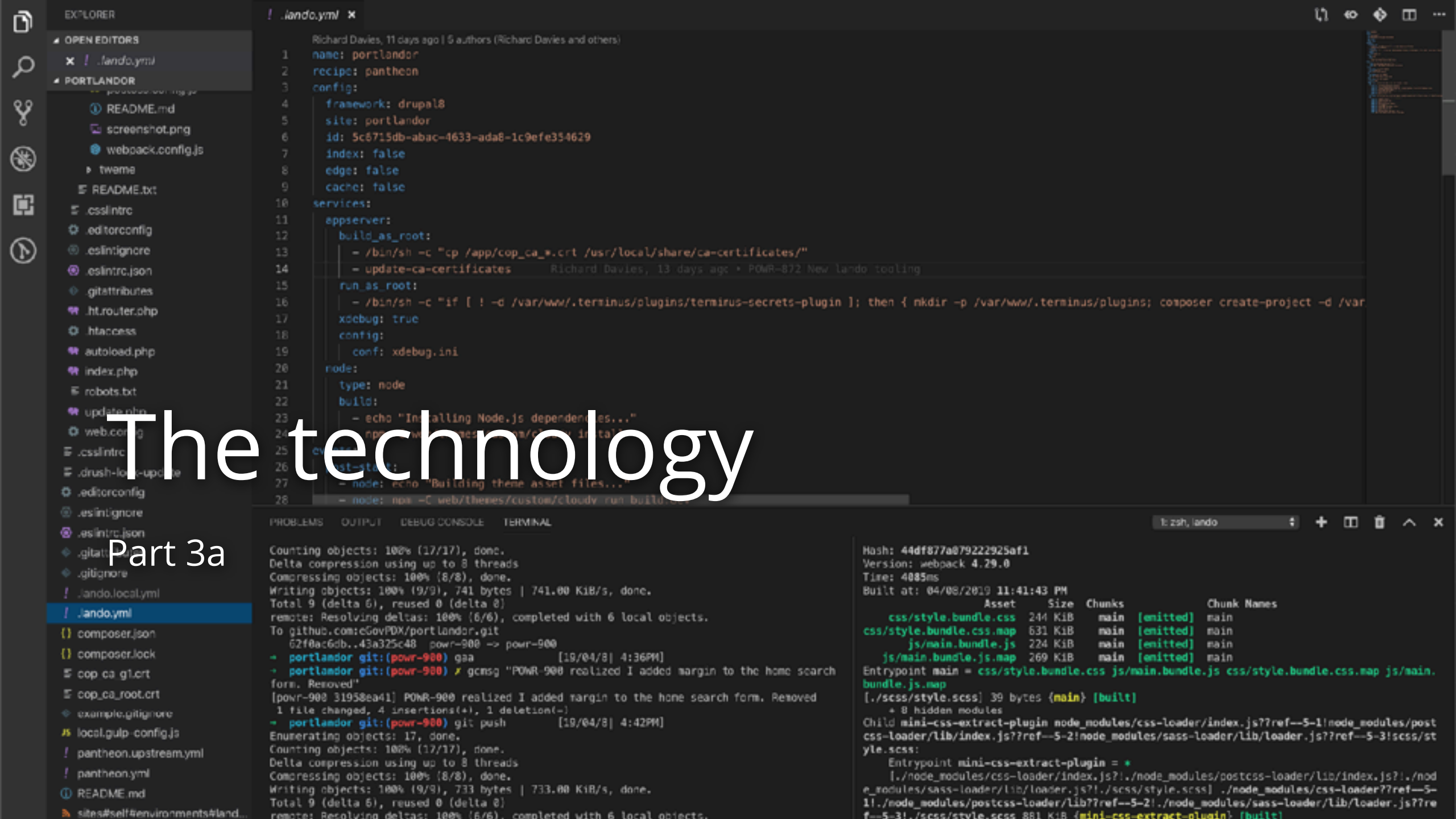
**0** adverbs. Well done.

**1** use of passive voice, meeting the goal of 3 or fewer.

**0** phrases have simpler alternatives.

**1** of 14 sentences is hard to read.

**0** of 14 sentences are very hard to read.



# The technology

## Part 3a




# Jira

3-week sprints

Measure our progress

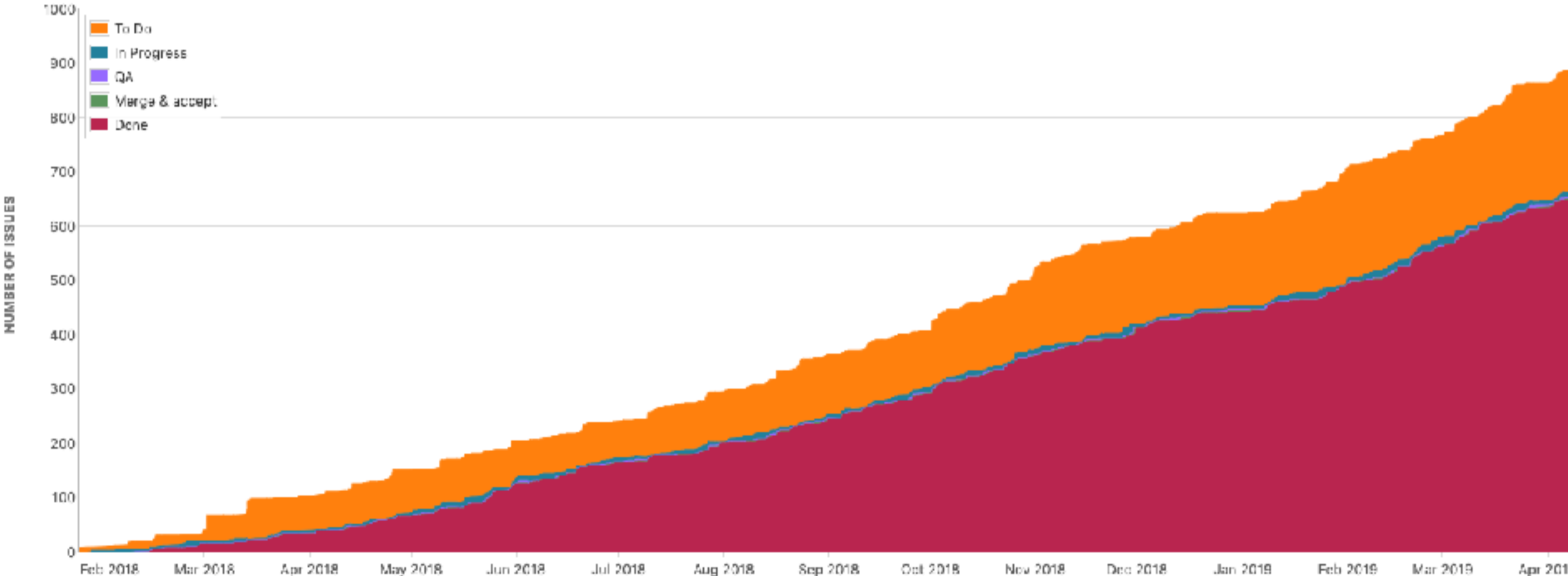
Incremental improvements

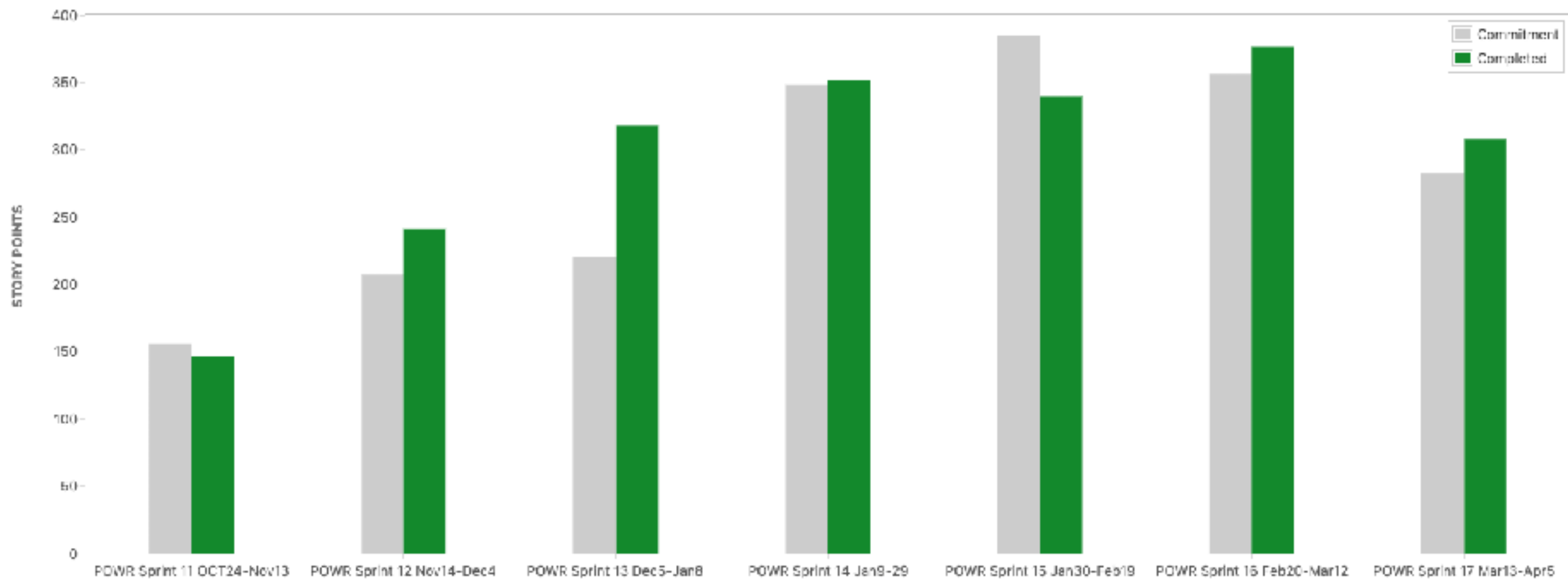


# Cumulative Flow Diagram



22/Jan/18 to 8/Apr/19 (All Time) ▾    Refine report ▾    ? [How to read this chart](#)





Sprint	Commitment	Completed
POWR Sprint 11 OCT24-Nov13	156	146
POWR Sprint 12 Nov14-Dec4	207	241
POWR Sprint 13 Dec5-Jan8	220	318
POWR Sprint 14 Jan9-29	348	352
POWR Sprint 15 Jan30-Feb19	384	338
POWR Sprint 16 Feb20-Mar12	356	376
POWR Sprint 17 Mar13-Apr5	282	308

# Local development

Containers reduce developer time to onboard

Tradeoff of slower localhost and issues with Windows-based team members









PROBLEMS

OUTPUT

DEBUG CONSOLE

TERMINAL

4: zsh



→ portlandor git:(master) █

master



0 0

Ln 1, Col 1

Spaces: 2

UTF-8

LF

JSON



# Github

Default to open

Show your work

Feature branches

Protect secrets



# CircleCI and Pantheon

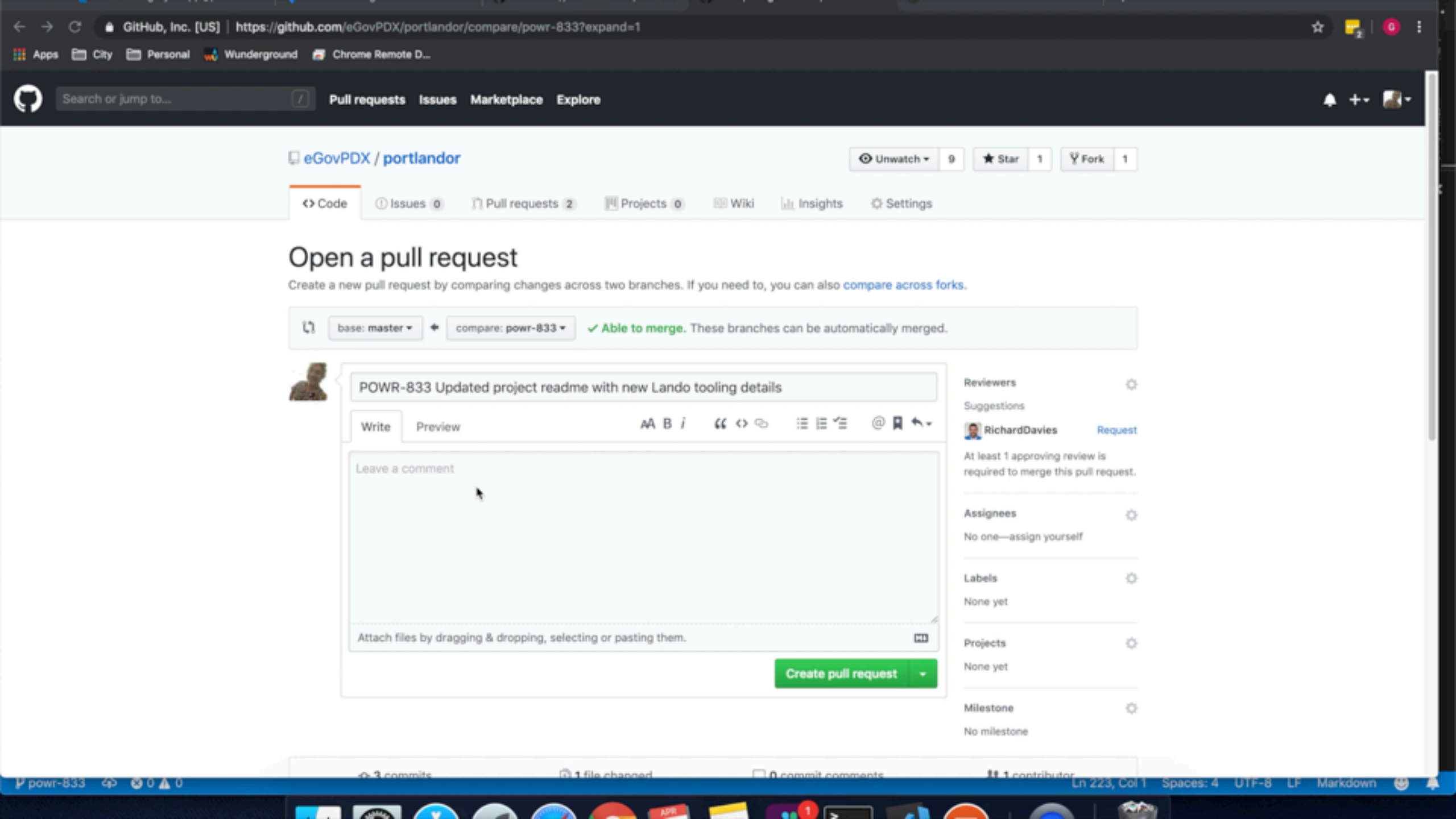
Github feature branch = multidev on Pantheon

Continuous integration to master branch

Continuous deployment of the master branch

Integrate on Pantheon, deploy test, deploy live





# How to train your search engine

1. Teach it your language with synonyms.

Governments like acronyms.

2. Understand stemming.

Parks and parking are the same search query.

3. Know when to elevate.

Sometimes you have to game the system.







**Drupal**<sup>TM</sup>

# Layout in Drupal 8

Paragraphs

Media embed

Page manager

Block layout

Layout Builder

# Accessible design components

Phone numbers

Tabbed interfaces

Structured content

Media

# 2 approaches to responsive images



# Focal point crop

[drupal.org/project/focal\\_point](https://drupal.org/project/focal_point)

Allows you to set your crop based on a focal point.

Every image gets a focal point upon upload to the media library.

Image \*



 Preview

Click an image to see a larger preview. You may need to scroll horizontally for more image styles.

**Banner 1024x300**



**Banner 1366x300**



**Banner 1600x300**



**Original image**



This preview image above may have been scaled to fit on the page.

# Banner and featured image styles

Style name	Operations
Banner 640x200	<a href="#">Edit</a> ▼
Banner 768x200	<a href="#">Edit</a> ▼
Banner 1024x300	<a href="#">Edit</a> ▼
Banner 1366x300	<a href="#">Edit</a> ▼
Banner 1600x300	<a href="#">Edit</a> ▼
Banner 1920x300	<a href="#">Edit</a> ▼

Featured 320x350	<a href="#">Edit</a> ▼
Featured 384x350	<a href="#">Edit</a> ▼
Featured 512x350	<a href="#">Edit</a> ▼
Featured 683x350	<a href="#">Edit</a> ▼
Featured 800x350	<a href="#">Edit</a> ▼
Featured 960x350	<a href="#">Edit</a> ▼



# Responsive image styles

[Administration](#) » [Configuration](#) » [Media](#)

A responsive image style associates an image style with each breakpoint defined by your theme.

[Add responsive image style](#)

Label	Machine name	Operations
Banner	banner	<a href="#">Edit</a> ▼
Featured	featured	<a href="#">Edit</a> ▼
Image 50	image_50	<a href="#">Edit</a> ▼
Image 100	image_100	<a href="#">Edit</a> ▼

**Label \***

Banner

Machine name: banner

Example: 'Hero image' or 'Author image'.

**Breakpoint group \***

Cloudy ▼

Select a breakpoint group from the installed themes and modules. Below you can select which breakpoints to use from this group. You can also select which image style or styles to use for each breakpoint you use. *Warning: if you change the breakpoint group you lose all your image style selections for each breakpoint.*

▼ **1X MEDIA-BREAKPOINT-UP(XL) [ALL AND (MIN-WIDTH: 1200PX)]**

**Type**

- ☒ Select multiple image styles and use the sizes attribute.
- ☐ Select a single image style.
- ☐ Do not use this breakpoint.

See the [Responsive Image help page](#) for information on the sizes attribute.

**Sizes \***

(min-width: 1200px) 1140px, 100vw

Enter the value for the sizes attribute, for example: *(min-width:700px) 700px, 100vw.*

**Image styles**

- ☒ Banner 1024x300
- ☒ Banner 1366x300
- ☒ Banner 1600x300
- ☒ Banner 1920x300

```
<picture>
  <!--[if IE 9]><video style="display: none;"><![endif]-->
  <source srcset="/sites/default/files/styles/banner_max_1024w/public/2019-04/img_1255.jpg?h=558dda52&itok=9CYFdn_A_1024w, /sites/default/files/styles/banner_max_1366w/public/2019-04/img_1255.jpg?h=558dda52&itok=N4i9Mn_0_1366w, /sites/default/files/styles/banner_max_1600w/public/2019-04/img_1255.jpg?h=558dda52&itok=tXw9U8Vu_1600w, /sites/default/files/styles/banner_max_1920w/public/2019-04/img_1255.jpg?h=558dda52&itok=2r8pxSr0_1920w" media="all and (min-width: 1200px)" type="image/jpeg" sizes="(min-width: 1200px) 1140px, 100vw">
  <source srcset="/sites/default/files/styles/banner_max_1024w/public/2019-04/img_1255.jpg?h=558dda52&itok=9CYFdn_A_1024w, /sites/default/files/styles/banner_max_1366w/public/2019-04/img_1255.jpg?h=558dda52&itok=N4i9Mn_0_1366w, /sites/default/files/styles/banner_max_1600w/public/2019-04/img_1255.jpg?h=558dda52&itok=tXw9U8Vu_1600w, /sites/default/files/styles/banner_max_1920w/public/2019-04/img_1255.jpg?h=558dda52&itok=2r8pxSr0_1920w" media="all and (min-width: 992px)" type="image/jpeg" sizes="100vw">
  <source srcset="/sites/default/files/styles/banner_max_768w/public/2019-04/img_1255.jpg?h=558dda52&itok=iIYM7fCV_768w, /sites/default/files/styles/banner_max_1024w/public/2019-04/img_1255.jpg?h=558dda52&itok=9CYFdn_A_1024w, /sites/default/files/styles/banner_max_1366w/public/2019-04/img_1255.jpg?h=558dda52&itok=N4i9Mn_0_1366w, /sites/default/files/styles/banner_max_1600w/public/2019-04/img_1255.jpg?h=558dda52&itok=tXw9U8Vu_1600w" media="all and (min-width: 576px)" type="image/jpeg" sizes="100vw">
  <!--[if IE 9]></video><![endif]-->
  <!-- THEME DEBUG -->
  <!-- THEME HOOK: 'image' -->
  <!-- BEGIN OUTPUT from 'themes/custom/cloudy/templates/field/image.html.twig' -->
  
  <!-- END OUTPUT from 'themes/custom/cloudy/templates/field/image.html.twig' -->
</picture>
```

# News and notices

## Exciting news with a nice photo of Mount Washington

Sed tortor turpis, interdum sed vehicula et, commodo in nunc. Duis ac mollis risus. Aenean id nunc lobortis, consequat erat nec, viverra nulla. Aliquam mattis commodo interdum. Curabitur a eros eget diam vestibulum rutrum in ac lorem. Nam molestie ultrices nulla, nec cursus nibh egestas non.



## Related



Exciting news with a  
nice photo of Mount  
Washington

[Portland Oregon Website Replacement](#) / [News and notices](#)

# Exciting news with a nice photo of Mount Washington



Sed tortor turpis, interdum sed vehicula et, commodo in nunc. Duis ac mollis risus. Aenean id nunc lobortis, consequat erat nec, viverra nulla. Aliquam mattis commodo interdum. Curabitur a eros eget diam vestibulum rutrum in ac lorem. Nam molestie ultrices nulla, nec cursus nibh egestas non.



# Max width

Used for **media embed** with breakpoints based on 50% and 100% wide images.



Max 320w	Edit ▼
Max 364w	Edit ▼
Max 512w	Edit ▼
Max 540w	Edit ▼
Max 640w	Edit ▼
Max 683w	Edit ▼
Max 768w	Edit ▼
Max 800w	Edit ▼
Max 860w	Edit ▼
Max 1024w	Edit ▼
Max 1366w	Edit ▼
Max 1600w	Edit ▼
Max 1920w	Edit ▼





☒ Max 1024w

☒ Max 1366w

☒ Max 1600w

☒ Max 1920w

☐ Max 320w

☐ Max 384w

☐ Max 512w

☐ Max 540w

☒ Max 640w

☐ Max 683w

☒ Max 768w

```

```



**Portland.gov**

# The strategy

Part 3b



# User journey



Photo by Vlad Bagacian on Unsplash

# Where did they start?

G





# What's the destination?

## **Services and permits**

Pay a tax or fee

Apply for a license, permit, or financial assistance

File a claim or a request for public records

Report a problem

*~ 300 services*

*(not counting the numerous permit types)*

## **Information**

Construction projects, policy projects, parks, jobs, maps, charts, neighborhoods, charter, code, policies, notices, hearings, meetings

# Service delivery

## Preferred

**Online**

**In person**

**By phone**

*Chat*

## Unstructured

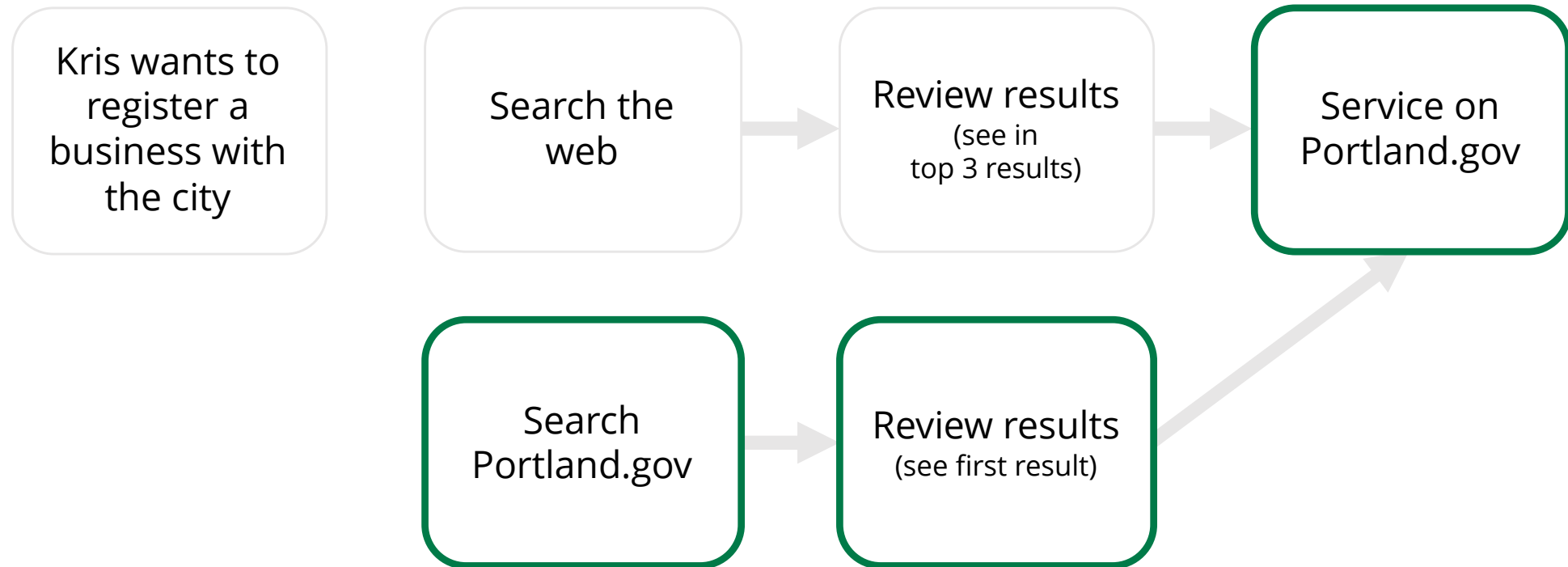
By email

By mail

By fax

*Text*

# Typical journey



## Register your business

New businesses that operate in Portland or Multnomah County are required to register their business with the Revenue Division within the first 60 days of operation.

 Registering your business should take 15 minutes to complete.

[Online](#)[By mail](#)[By fax](#)[In person](#)

### Register a new business

To register your business, you will need the following:

- Tax ID number (Social Security number or employer identification number)
- Business tax entity type (sole proprietor, partnership, S-corporation, C-corporation, trust or estate)
- Your business locations and owners

[New business registration](#) 

You will need a PortlandOregon.gov account to register. You will be asked to log in or create an account.

### Related

[Pay business tax](#)

## Services

Accessed via a mode


Some modes cost more than others

Some modes are more convenient than others

Simple, clear, concise is more effective

# Shift the way we think about content

- Content instead of layout
- Be ready for voice and AI
- Simple and concise



# Old content model

## Category

- Category (subcategory)
- Article
- Event
- Link
- File

## **Categories can have a template applied:**

homepage, blog, calendar, outline, outline with table of contents, project/program, sitemap, subpage, TrackIT (webforms)

# New content model

Groups

Content

Media

Taxonomy

Views



# Groups

Used to both provide site structure (path auto patterns) and roles and permissions

Bureau/office

Program

Elected official

Project

Advisory board or committee

# Group module

[drupal.org/project/group](https://drupal.org/project/group)

## Group versus Organic Groups

**Group** create a special group entity. Approach assumes that all relationships are a special entity. No explicit field is on the content to tie to group. Expensive queries make Group well suited to anonymous traffic.

**Organic Groups** was much more widely used in D7. Entity model puts a field on every entity that can belong to a group. Groups are a node, which means they have publication workflow.

# Content

## Static

Service

Permit

Page

## Chronological

News

Events

Alert

Notification

## Location

Service location

Park location

(saved) Location

# Media

Mostly using the media approach in Lightning with some modifications

Images

Videos


Audio

Documents

1

## Choose the appropriate permit application


Remove or install tanks, cylinders and equipment

 [300.15 FA - facilities program application to install or remove tanks, cylinders and equipment \(142.74 KB\)](#)


Install or alter a sprinkler system

 [300.24 FA - facilities program application for sprinkler system \(166.01 KB\)](#)

Install or alter a fixed system

 [300.27 FA - fire facilities permit application to install fixed systems \(134.66 KB\)](#)

Install or alter a fire alarm system

 [300.28 FA - fire facilities permit application for fire alarm systems \(126.14 KB\)](#)

# Taxonomy

Community Actions

Topics

Page types

News types

Event types

Document types

Project types

Permit types

## Search Portland.gov



### Popular

[arts tax](#)[find a park](#) [water bill](#)[business tax](#)[jobs](#) 

### Apply

jobs, permits, licenses,  
financial assistance

### File

request public  
records, claims, treebate

### Pay

bills, taxes, fees

### Report

noise, water concerns,  
pollution, other  
complaints

## Find services and information by topic

[Access and ADA accommodations](#)[Community education and outreach](#)[Environment](#)[Housing](#)[Police and safety](#)[Transportation and roads](#)[Biking](#)[Construction and development](#)[Fire and life safety](#)[Parking](#)[Public records](#)[Water, stormwater, and sewer](#)[City projects](#)[Economic development](#)[Garbage, recycling, and composting](#)[Parks, recreation, and activities](#)[Sidewalks and trees](#)

# Views

Database and search API views

Future syndication of content via web services



## City services

112 services found

Search city services

Sort by

Popular 

Search

Popular Service

### Calculate your Clean Rivers Rewards stormwater discount

Use a discount calculator to see how your savings will increase with each step you take to let stormwater runoff from your roof, driveway, or parking lot safely soak into the ground on your property.

Popular Service

### Facilities permit program - fire applications

The Facility Permit Program (FPP) is designed to serve customers with on-going interior tenant improvements where facility maintenance, upgrade and renovations are frequent.

Popular Service

### File and pay your arts tax

File your arts tax return online. Pay your tax due with Visa, MasterCard, Discover Card, ACH payment or mail a check or money order. Make a donation to the arts education and access fund.

Popular Service

### Online alarm payment

Alarm payments are now offered online.

# Planning what needs to be rewritten

Status	Name/title	Type	Subtype	Legacy Path(s)	Beta Path
Created	Development Services	Bureau/office		/bds	/bds
System	- News and notices	List view			
	– [news items]	News	News, public notice, press release, etc.		
System	- Events and hearings	List view			
	– Design commission hearing	event	Hearing		
	– Historic landmarks hearing	event	Hearing		
	– City Council - land use appeals	event	Land use appeal hearing		
	– Adjustment committee hearing	event	Adjustment committee hearing		
	– Land use hearing notice	event	Land use hearing		
	– Land use invitation for comment	event	Public comment		
	– Land use decisions and invitation for appeal	event	Land use appeal		
	– Pre-application conferences	event	Pre-application conference		
TBD	- Permits	List view			
To be created	– Commercial building alteration	Permit	Commercial building permit		
	– Commercial building new construction	Permit	Commercial building permit		
	– Commercial building addition	Permit	Commercial building permit		
	– Commercial building accessory building	Permit	Commercial building permit		
	– Tenant improvement	Permit	Commercial building permit		
	– Change of occupancy	Permit	Commercial building permit		
	– Cannabis	Permit	Commercial building permit		
	– Wireless	Permit	Commercial building permit		

# Legacy path identification

Editors add “legacy path” to each new content they create.

On save a redirect is added if no redirect exists.


When [portlandoregon.gov](http://portlandoregon.gov) 404 is directed to [portland.gov](http://portland.gov), all identified legacy paths will be in the redirect table.

Less dead links.



Chrome File Edit View History Bookmarks People Window Help







Recording... City of Portland, Oregon | Port X

https://beta.portland.gov/?f111\_tracking=279814&i11\_uid=56659

 **Portland.gov** Services Bureaus and offices Alerts 1

Search

Jobs  PortlandOregon.gov (current site) 

 Pay online  Application, permit, license  Report a problem  File a claim  Financial assistance  Find information

Access and ADA accommodations Biking Economic development

Parking Sidewalks and trees City projects

Community education and outreach Construction and development Environment

Fire and life safety Garbage recycling and Housing

Parks, recreation, and activities Police and safety Public records

Loop11 User Testing is sharing your screen with www.loop11.com. [Stop sharing](#) [Hide](#)

SHOW



### Notes

A note is timestamped based on the participant's time within the study. Notes can be edited, deleted and reviewed within reports. Within reports video clips can be generated and shared based on a note. Notes can only be seen by the moderator and notetakers.

### Participant 7

Portland, Oregon, United States of America

115 sec Chrome (Mac OSX) Task result: Fail Pages : 5

Write a note...

1:38

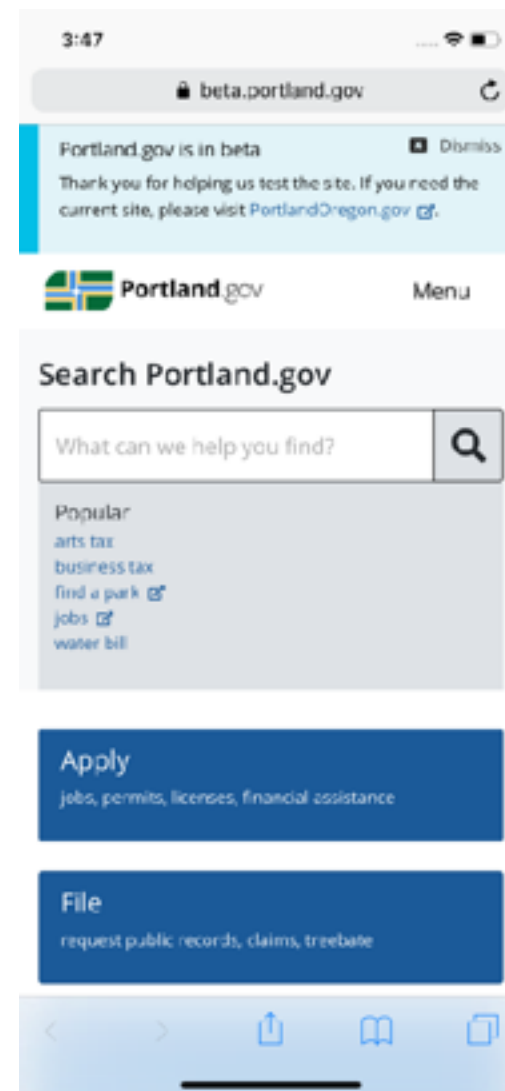
Enter

# Alpha, Beta, Live

- Services directory
- Soft launch
- Load testing
- Critical mass of content



# Demo



# What's next

- Charter, code, polices
- Council meetings
- Locations
- Intranet
- Webforms
- Customer service management





# Join us for contribution opportunities

Friday, April 12, 2019

## Mentored Contributions

9:00-18:00  
Room: 602

## First Time Contributor Workshop

9:00-12:00  
Room: 606

## General Contributions

9:00-18:00  
Room: 6A

# #DrupalContributions



## What did you think?

Locate this session at the DrupalCon Seattle website:

<https://events.drupal.org/seattle2019/sessions/content-structures-government-websites-build-plan-portlandgov>

Take the Survey!

<https://www.surveymonkey.com/r/DrupalConSeattle>

**Thank you!**