NEW ORLEANS
DRUPALCON 2016

ChatOps for Distributed Teams, Fun, and Profit

Michael Sherron, Technical Architect
Chris Urban, Delivery Manager
Acquia

About Us

- Michael Sherron
- Drupalist, 6 years
- Technical Architect, Acquia
- ‘Raised’ in small Drupal Shops

About Us

- Chris Urban
- Drupalist, 8 years
- Delivery Manager, US East, Acquia
- Certified ScrumMaster; marketing agency and digital strategist background

Why ChatOps?

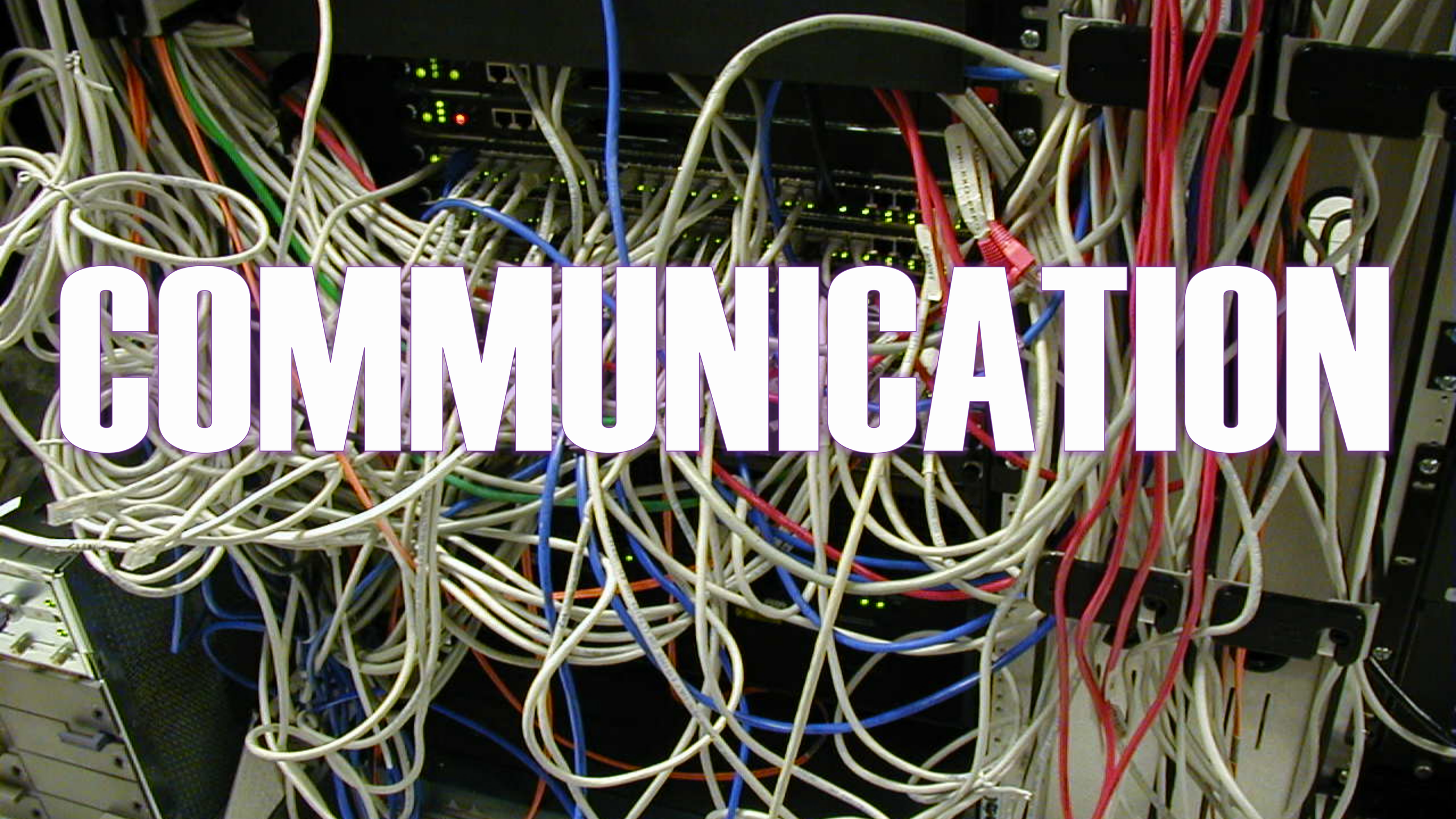
COMMUNICATION

Communications Challenges

- Developers spread across time zones
- Desire for clear, concise communication
- Need central place for rapid public info distribution
- Create a virtual ‘space’ for meetings
- Document meeting notes for accountability and future reference

TEAM CULTURE

Camaraderie is Important

- Chat provides a place for culture with distributed teams
- Images, Memes, Emoji
- Karma Bots

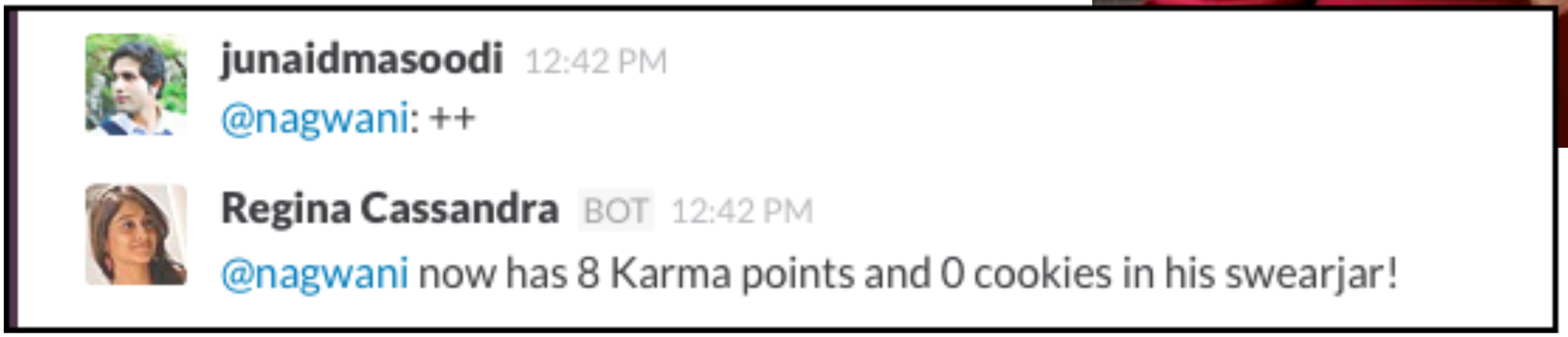

Build Automation: Jenkins & Slack

- Jenkins for build automation
- Slack integration is super easy
- Just need to add one plugin in Jenkins and an integration in Slack.
- Jenkins can post to Slack when commits are pushed, builds are started, completed, etc.

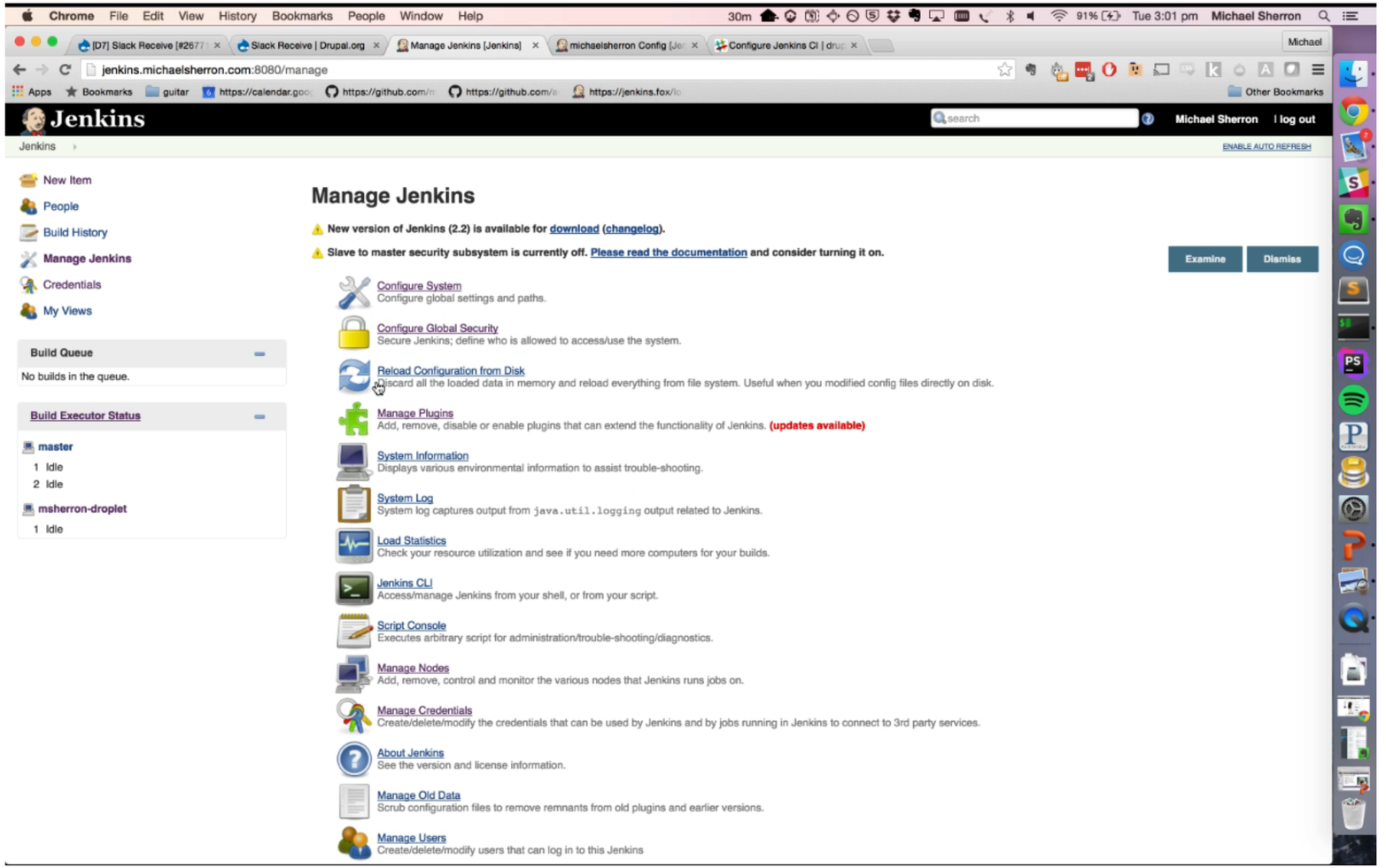
Chrome File Edit View History Bookmarks People Window Help
Tue 3:01 pm Michael Sherron
jenkins.michaelsherron.com:8080/manage
Jenkins
search
Michael Sherron | log out
Jenkins
ENABLE AUTO REFRESH
New Item
People
Build History
Manage Jenkins
Credentials
My Views
Build Queue
No builds in the queue.
Build Executor Status
master
1 Idle
2 Idle
msherron-droplet
1 Idle
Manage Jenkins
New version of Jenkins (2.2) is available for download (changelog).
Slave to master security subsystem is currently off. Please read the documentation and consider turning it on.
Examine
Dismiss
Configure System
Configure global settings and paths.
Configure Global Security
Secure Jenkins; define who is allowed to access/use the system.
Reload Configuration from Disk
Discard all the loaded data in memory and reload everything from file system. Useful when you modified config files directly on disk.
Manage Plugins
Add, remove, disable or enable plugins that can extend the functionality of Jenkins. (updates available)
System Information
Displays various environmental information to assist trouble-shooting.
System Log
System log captures output from java.util.logging output related to Jenkins.
Load Statistics
Check your resource utilization and see if you need more computers for your builds.
Jenkins CLI
Access/manage Jenkins from your shell, or from your script.
Script Console
Executes arbitrary script for administration/trouble-shooting/diagnostics.
Manage Nodes
Add, remove, control and monitor the various nodes that Jenkins runs jobs on.
Manage Credentials
Create/delete/modify the credentials that can be used by Jenkins and by jobs running in Jenkins to connect to 3rd party services.
About Jenkins
See the version and license information.
Manage Old Data
Scrub configuration files to remove remnants from old plugins and earlier versions.
Manage Users
Create/delete/modify users that can log in to this Jenkins

Drupal to Slack

- Simple Contrib API module: ‘Slack’.
- Needs ‘Incoming Webhook’ Integration enabled.
- Just add the webhook in Drupal.
- Use Case Ideas:
  - Editorial workflow – notify state change (workbench moderation).
  - Commerce Checkout.
  - Cron runs completed.
  - Feeds ingestion completed.

```
*/
function slack_send_message($message, $channel =
  $webhook_url = slack_get_default_webhook_url();
  if (!$webhook_url) {
    return FALSE;
  }
  $message_options = array();
  if ($channel) {
    $message_options['channel'] = $channel;
  }
```



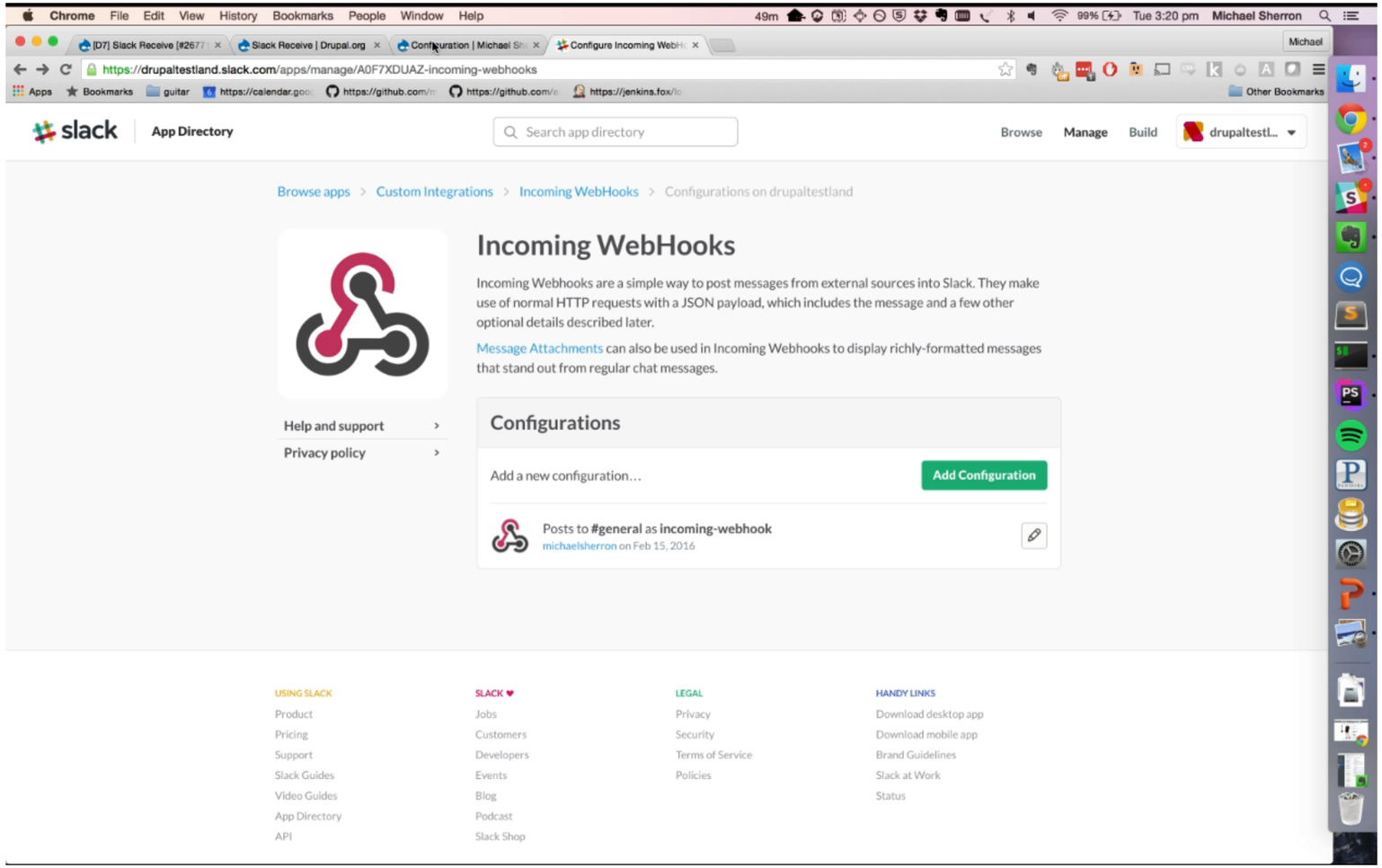
Chrome File Edit View History Bookmarks People Window Help
Tue 3:20 pm Michael Sherron
https://drupaltestland.slack.com/apps/manage/A0F7XDUAZ-incoming-webhooks
slack App Directory
Search app directory
Browse Manage Build
Browse apps > Custom Integrations > Incoming WebHooks > Configurations on drupaltestland
Incoming WebHooks
Incoming Webhooks are a simple way to post messages from external sources into Slack. They make use of normal HTTP requests with a JSON payload, which includes the message and a few other optional details described later.
Message Attachments can also be used in Incoming Webhooks to display richly-formatted messages that stand out from regular chat messages.
Help and support
Privacy policy
Configurations
Add a new configuration…
Add Configuration
Posts to #general as incoming-webhook
michaelsherron on Feb 15, 2016
USING SLACK
Product
Pricing
Support
Slack Guides
Video Guides
App Directory
API
SLACK ♥
Jobs
Customers
Developers
Events
Blog
Podcast
Slack Shop
LEGAL
Privacy
Security
Terms of Service
Policies
HANDY LINKS
Download desktop app
Download mobile app
Brand Guidelines
Slack at Work
Status

Slack to Drupal



- Slack can be another Drupal interface: Slack Receive module
- Build Drupal powered Slackbots
- Access Drush or other Drupal functionality without logging into Drupal or using CLI
- Nice if you're mobile
- Other use case ideas:
  - Clearing caches
  - Check module status
  - Check/set variable status
- Be mindful of security

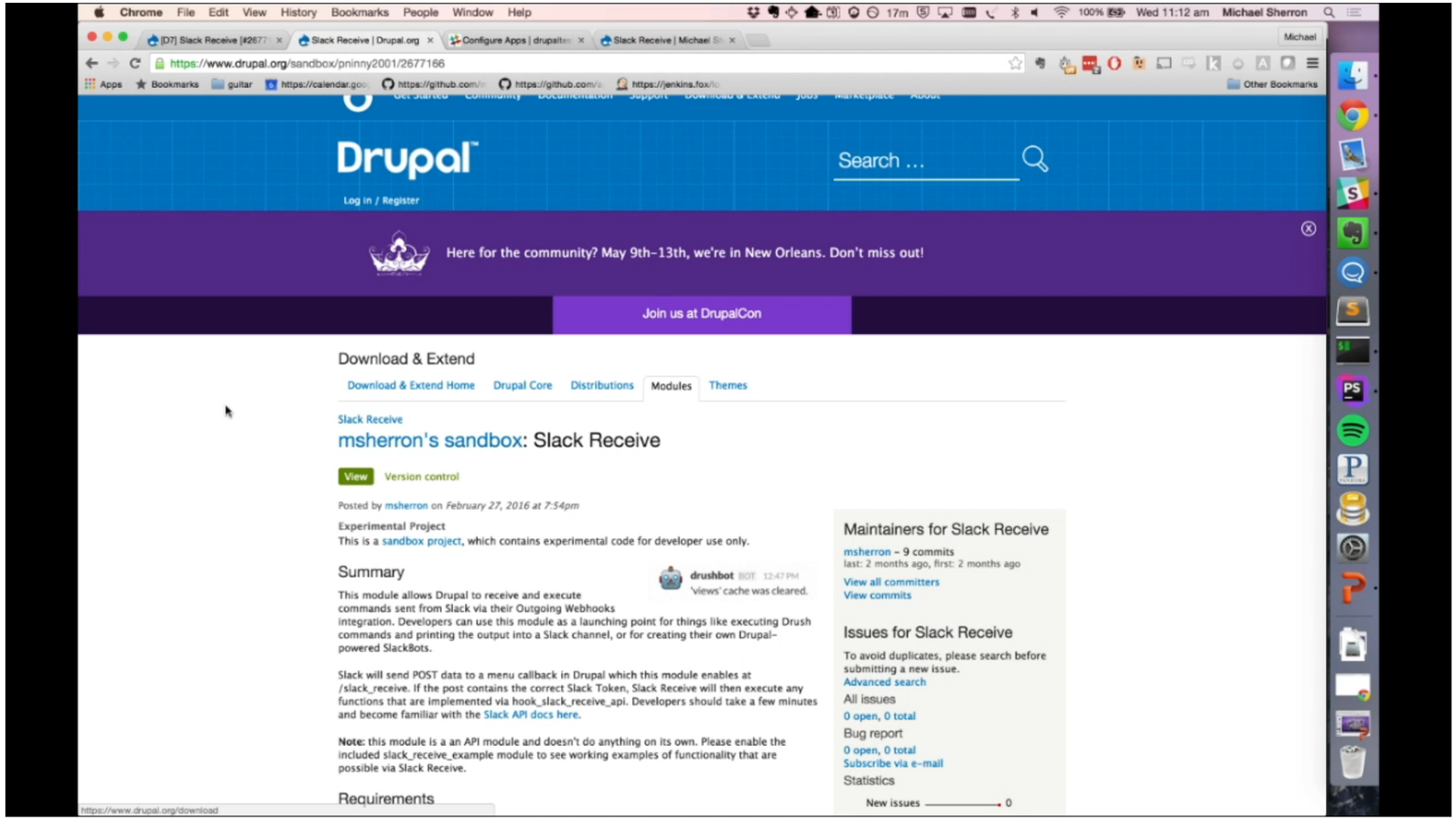
Chrome File Edit View History Bookmarks People Window Help
Wed 11:12 am Michael Sherron
https://www.drupal.org/sandbox/pninny2001/2677166
Drupal
Log in / Register
Search ...
Here for the community? May 9th–13th, we're in New Orleans. Don't miss out!
Join us at DrupalCon
Download & Extend
Download & Extend Home
Drupal Core
Distributions
Modules
Themes
Slack Receive
msherron's sandbox: Slack Receive
View
Version control
Posted by msherron on February 27, 2016 at 7:54pm
Experimental Project
This is a sandbox project, which contains experimental code for developer use only.
Summary
drushbot BOT 12:47 PM
'views' cache was cleared.
This module allows Drupal to receive and execute commands sent from Slack via their Outgoing Webhooks integration. Developers can use this module as a launching point for things like executing Drush commands and printing the output into a Slack channel, or for creating their own Drupal-powered SlackBots.
Slack will send POST data to a menu callback in Drupal which this module enables at /slack_receive. If the post contains the correct Slack Token, Slack Receive will then execute any functions that are implemented via hook_slack_receive_api. Developers should take a few minutes and become familiar with the Slack API docs here.
Note: this module is a an API module and doesn't do anything on its own. Please enable the included slack_receive_example module to see working examples of functionality that are possible via Slack Receive.
Requirements
Maintainers for Slack Receive
msherron – 9 commits
last: 2 months ago, first: 2 months ago
View all committers
View commits
Issues for Slack Receive
To avoid duplicates, please search before submitting a new issue.
Advanced search
All issues
0 open, 0 total
Bug report
0 open, 0 total
Subscribe via e-mail
Statistics
New issues 0
https://www.drupal.org/download

PARTICIPANTS

Daily Scrum Challenges

- Different teams in different time zones
- Identify blockers ASAP
- Identify missing updates ASAP
- Lengthy calls: 10 reporters, 20 min.+

Use a Slackbot for Scrum: Howdy

- Automated polling
- Identify blockers NOW
- Identify missing reports
- Cut time to 10 min max.
- Cut documentation time in half

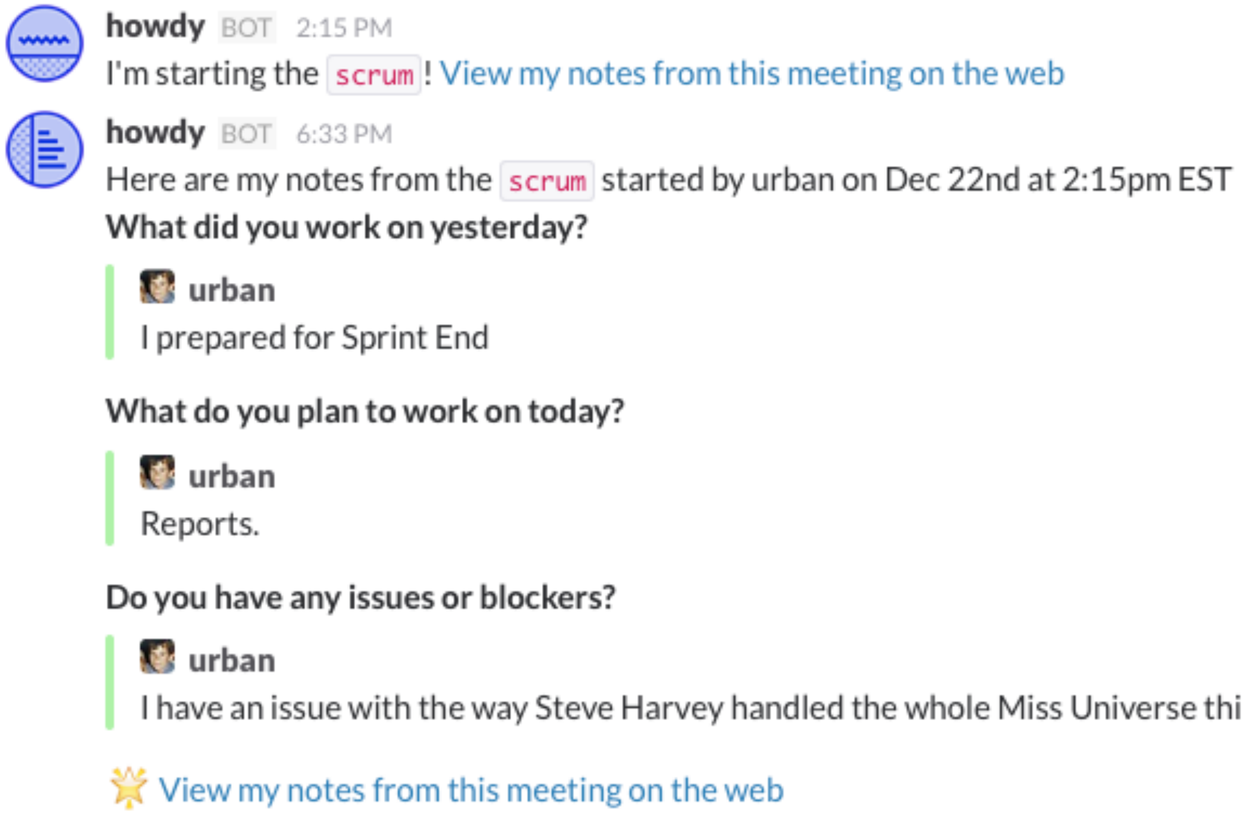

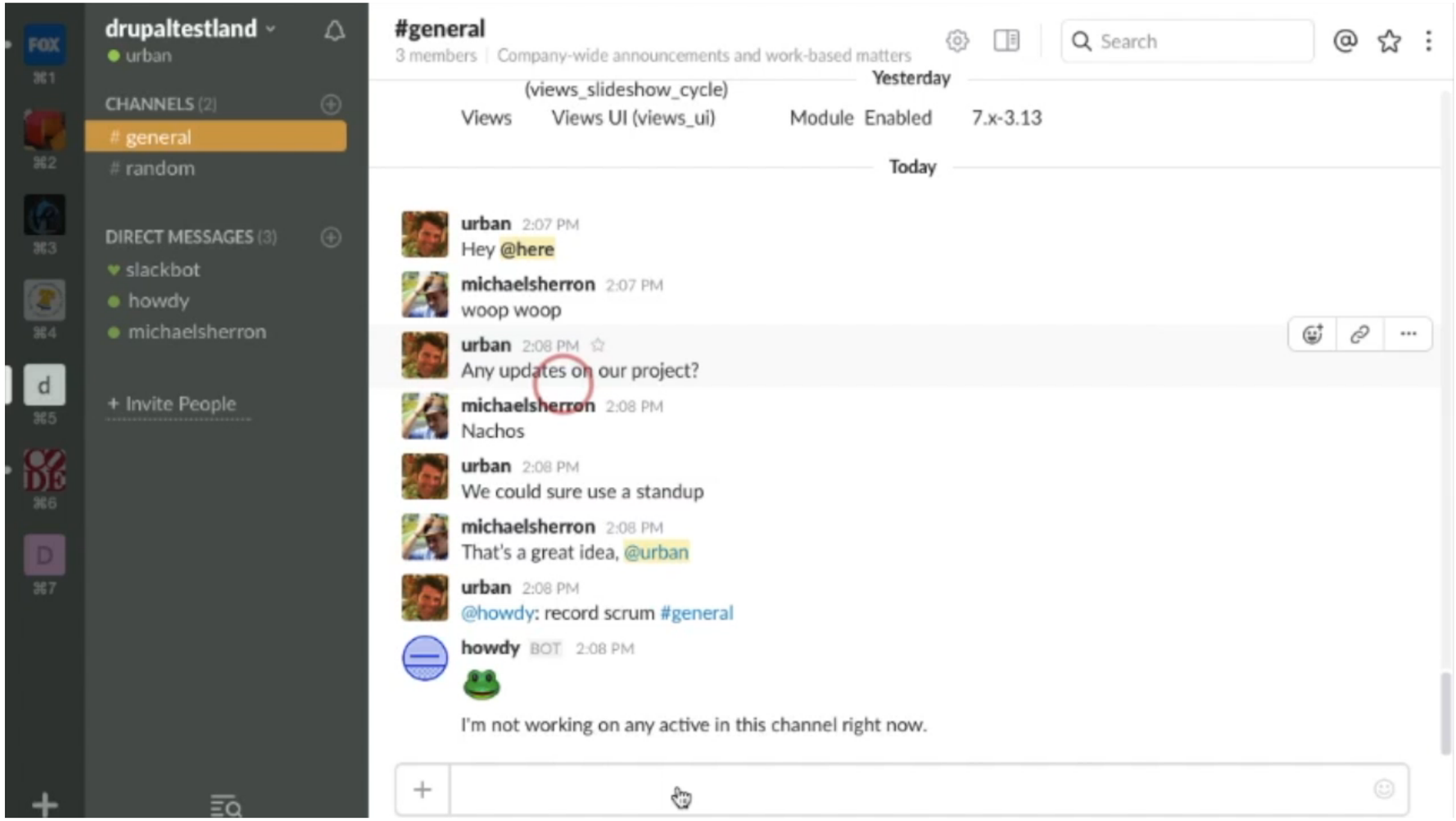
drupaltestland
urban
CHANNELS (2)
general
random
DIRECT MESSAGES (3)
slackbot
howdy
michaelsherron
+ Invite People
#general
3 members | Company-wide announcements and work-based matters
Search
Yesterday
(views_slideshow_cycle)
Views Views UI (views_ui) Module Enabled 7.x-3.13
Today
urban 2:07 PM
Hey @here
michaelsherron 2:07 PM
woop woop
urban 2:08 PM
Any updates on our project?
michaelsherron 2:08 PM
Nachos
urban 2:08 PM
We could sure use a standup
michaelsherron 2:08 PM
That's a great idea, @urban
urban 2:08 PM
@howdy: record scrum #general
howdy BOT 2:08 PM
I'm not working on any active in this channel right now.

Use a Slackbot for Scrum: Howdy

- Stock questions or custom questions
- Specify timing
- Multiple teams with 1 report or separate
- Designate channel to report in
- Asynchronous reporting

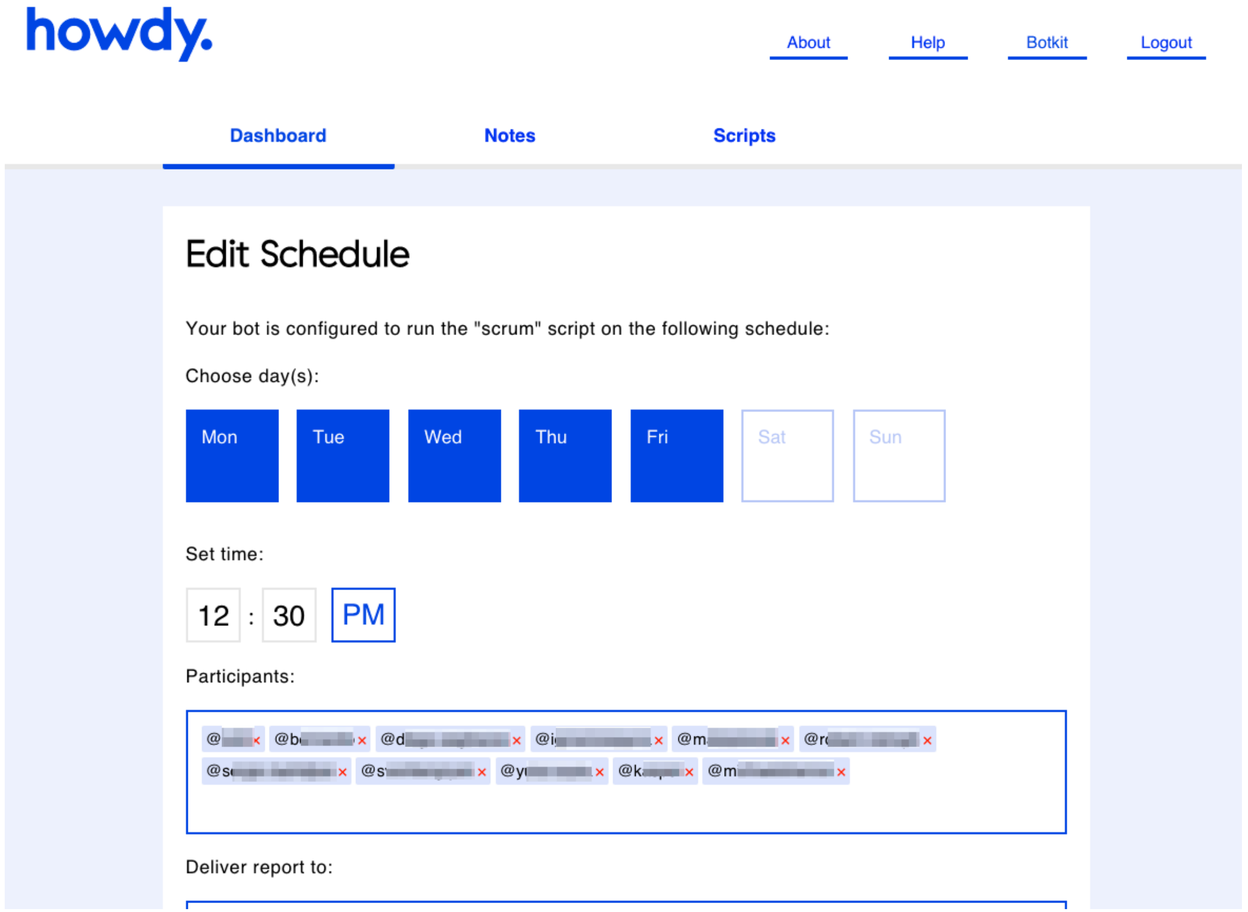

Caveats: Howdy

- Enterprise Slack needs Full users to view reports
- Eight hour window for reporting
- Stopping and starting answering questions could bork with timeout

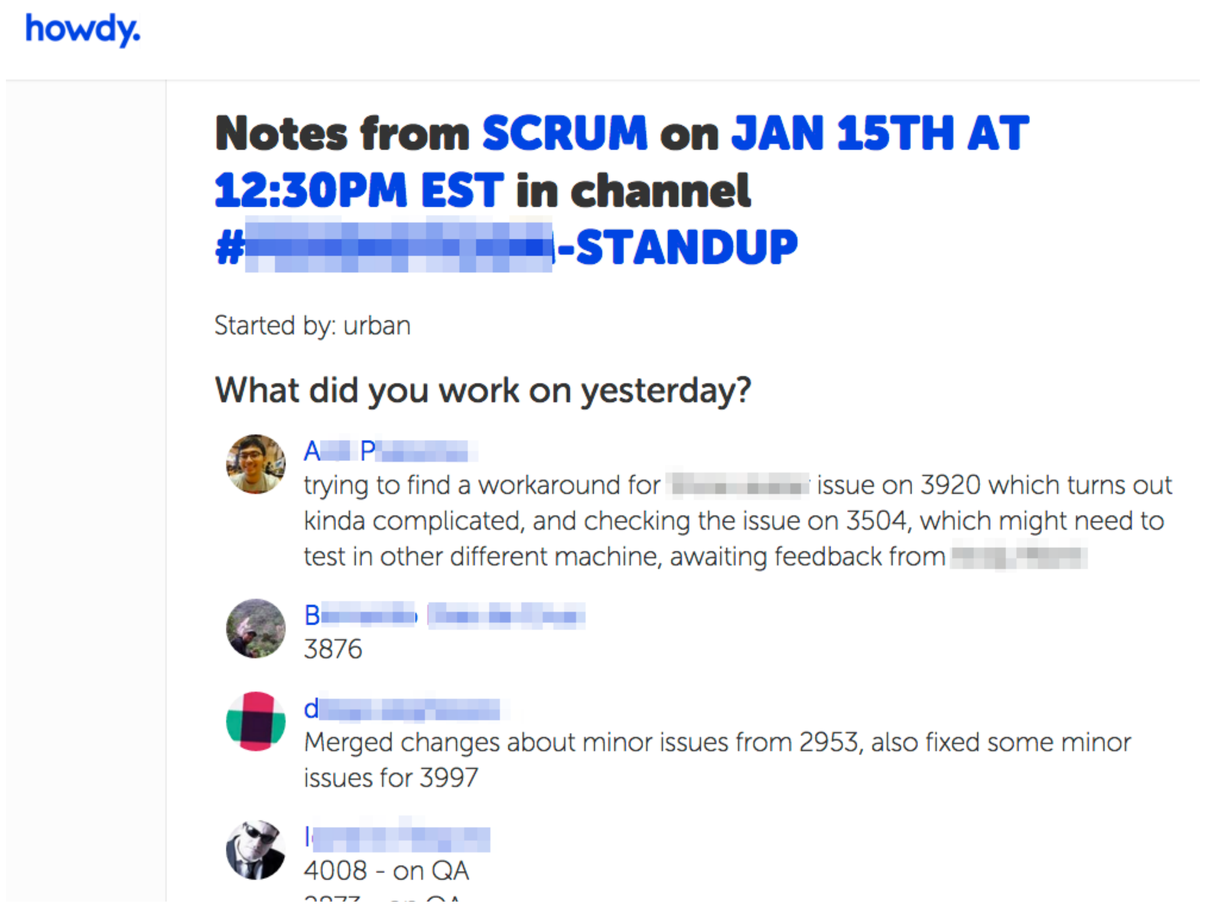

References

- Jenkins Slack Plugin: http://bit.ly/1KIN3p9
- Karma Chatbot: http://bit.ly/1QCh8Jp
- DrupalVM: http://drupalvm.com
- Slack Module: http://bit.ly/1TEAhKI
- Slack Receive Module: http://bit.ly/24uwIAa
- Howdy: http://howdy.ai

- Michael Sherron
- @michaelsherron
- michael.sherron@acquia.com

- Chris Urban
- @_urban_
- chris.urban@acquia.com

Thanks!

Evaluate this session – http://bit.ly/1WjmNGo